

Filing Instructions

Central Florida Zoological Society, Inc.

Exempt Organization Tax Return

Taxable Year Ended December 31, 2015

Date Due: August 15, 2016

Remittance: None is required. Your Form 990 for the tax year ended 12/31/15 shows no balance due.

Signature: Form 8879-EO e-file Signature Authorization authorizes your electronically filed return to be signed with a Personal Identification Number (PIN) and certifies that Part I amounts are from your tax return. Review, sign and date Form 8879-EO the IRS e-file Signature Authorization and return to our office in the enclosed envelope, fax to 407-322-0663 or email JK@gdccpa.net before August 15, 2016.

Other: Initial and date the copies of the IRS e-file Signature Authorization and the Form 990. Retain them for your records. If previously signed and returned no further action is required for Form 8879-EO.

Your return is being filed electronically with the IRS and is not required to be mailed. Mailing a paper copy of your return to the IRS will delay the processing of your return.

Form **8879-EO**

IRS e-file Signature Authorization for an Exempt Organization

OMB No. 1545-1878

Department of the Treasury
Internal Revenue Service

For calendar year 2015, or fiscal year beginning 2015, and ending 20

u Do not send to the IRS. Keep for your records.

u Information about Form 8879-EO and its instructions is at www.irs.gov/form8879eo.

2015

Name of exempt organization

CENTRAL FLORIDA ZOOLOGICAL SOCIETY, INC.

Employer identification number

59-1357197

Name and title of officer

**PHILIP FLYNN III
PRESIDENT AND CEO**

Part I Type of Return and Return Information (Whole Dollars Only)

Check the box for the return for which you are using this Form 8879-EO and enter the applicable amount, if any, from the return. If you check the box on line 1a, 2a, 3a, 4a, or 5a, below, and the amount on that line for the return being filed with this form was blank, then leave line 1b, 2b, 3b, 4b, or 5b, whichever is applicable, blank (do not enter -0-). But, if you entered -0- on the return, then enter -0- on the applicable line below. **Do not** complete more than 1 line in Part I.

1a	Form 990 check here	<input checked="" type="checkbox"/>	b Total revenue , if any (Form 990, Part VIII, column (A), line 12)	1b	4,833,251
2a	Form 990-EZ check here	<input type="checkbox"/>	b Total revenue , if any (Form 990-EZ, line 9)	2b	
3a	Form 1120-POL check here	<input type="checkbox"/>	b Total tax (Form 1120-POL, line 22)	3b	
4a	Form 990-PF check here	<input type="checkbox"/>	b Tax based on investment income (Form 990-PF, Part VI, line 5)	4b	
5a	Form 8868 check here	<input type="checkbox"/>	b Balance Due (Form 8868, Part I, line 3c or Part II, line 8c)	5b	

Part II Declaration and Signature Authorization of Officer

Under penalties of perjury, I declare that I am an officer of the above organization and that I have examined a copy of the organization's 2015 electronic return and accompanying schedules and statements and to the best of my knowledge and belief, they are true, correct, and complete. I further declare that the amount in Part I above is the amount shown on the copy of the organization's electronic return. I consent to allow my intermediate service provider, transmitter, or electronic return originator (ERO) to send the organization's return to the IRS and to receive from the IRS (a) an acknowledgement of receipt or reason for rejection of the transmission, (b) the reason for any delay in processing the return or refund, and (c) the date of any refund. If applicable, I authorize the U.S. Treasury and its designated Financial Agent to initiate an electronic funds withdrawal (direct debit) entry to the financial institution account indicated in the tax preparation software for payment of the organization's federal taxes owed on this return, and the financial institution to debit the entry to this account. To revoke a payment, I must contact the U.S. Treasury Financial Agent at 1-888-353-4537 no later than 2 business days prior to the payment (settlement) date. I also authorize the financial institutions involved in the processing of the electronic payment of taxes to receive confidential information necessary to answer inquiries and resolve issues related to the payment. I have selected a personal identification number (PIN) as my signature for the organization's electronic return and, if applicable, the organization's consent to electronic funds withdrawal.

Officer's PIN: check one box only

I authorize **GREENE, DYCUS & CO., PA** to enter my PIN **32038** as my signature
ERO firm name Enter five numbers, but do not enter all zeros

on the organization's tax year 2015 electronically filed return. If I have indicated within this return that a copy of the return is being filed with a state agency(ies) regulating charities as part of the IRS Fed/State program, I also authorize the aforementioned ERO to enter my PIN on the return's disclosure consent screen.

As an officer of the organization, I will enter my PIN as my signature on the organization's tax year 2015 electronically filed return. If I have indicated within this return that a copy of the return is being filed with a state agency(ies) regulating charities as part of the IRS Fed/State program, I will enter my PIN on the return's disclosure consent screen.

Officer's signature }

Date }

Part III Certification and Authentication

ERO's EFIN/PIN. Enter your six-digit electronic filing identification number (EFIN) followed by your five-digit self-selected PIN.

59927780397

do not enter all zeros

I certify that the above numeric entry is my PIN, which is my signature on the 2015 electronically filed return for the organization indicated above. I confirm that I am submitting this return in accordance with the requirements of **Pub. 4163, Modernized e-File (MeF) Information for Authorized IRS e-file Providers for Business Returns.**

ERO's signature }

Date }

**ERO Must Retain This Form—See Instructions
Do Not Submit This Form To the IRS Unless Requested To Do So**

For Paperwork Reduction Act Notice, see back of form.

Form **8879-EO** (2015)

Return of Organization Exempt From Income Tax
Under section 501(c), 527, or 4947(a)(1) of the Internal Revenue Code (except private foundations)

OMB No. 1545-0047

2015
Open to Public Inspection

Do not enter social security numbers on this form as it may be made public.
Information about Form 990 and its instructions is at www.irs.gov/form990.

A For the 2015 calendar year, or tax year beginning , **and ending** ,

B Check if applicable:
 Address change
 Name change
 Initial return
 Final return/terminated
 Amended return
 Application pending

C Name of organization **CENTRAL FLORIDA ZOOLOGICAL SOCIETY, INC.**
 Doing business as
 Number and street (or P.O. box if mail is not delivered to street address) **P. O. BOX 470309** Room/suite
 City or town, state or province, country, and ZIP or foreign postal code **LAKE MONROE FL 32747-0309**

D Employer identification number **59-1357197**
E Telephone number **407-323-4450**
G Gross receipts \$ **5,204,143**

F Name and address of principal officer:
PHILIP FLYNN III
PO BOX 470309
LAKE MONROE FL 32747

H(a) Is this a group return for subordinates? Yes No
H(b) Are all subordinates included? Yes No
 If "No," attach a list. (see instructions)

I Tax-exempt status: 501(c)(3) 501(c) () t (insert no.) 4947(a)(1) or 527

J Website: **WWW.CENTRALFLORIDAZOO.ORG** **H(c)** Group exemption number **u**

K Form of organization: Corporation Trust Association Other **u** **L** Year of formation: **1971** **M** State of legal domicile: **FL**

Part I Summary

Activities & Governance	1 Briefly describe the organization's mission or most significant activities: DEDICATED TO EDUCATION, PRESERVATION, BEAUTY AND WONDER OF ANIMALS AND THEIR HABITATS THROUGH A COMMITMENT TO SHARE KNOWLEDGE, ENGAGE VISITORS AND CELEBRATE OUR NATURAL WORLD.		
	2 Check this box <input type="checkbox"/> if the organization discontinued its operations or disposed of more than 25% of its net assets.		
	3 Number of voting members of the governing body (Part VI, line 1a)	3	23
	4 Number of independent voting members of the governing body (Part VI, line 1b)	4	23
	5 Total number of individuals employed in calendar year 2015 (Part V, line 2a)	5	137
	6 Total number of volunteers (estimate if necessary)	6	211
	7a Total unrelated business revenue from Part VIII, column (C), line 12	7a	0
b Net unrelated business taxable income from Form 990-T, line 34	7b	0	
Revenue	8 Contributions and grants (Part VIII, line 1h)	Prior Year	Current Year
	9 Program service revenue (Part VIII, line 2g)	1,135,666	1,576,633
	10 Investment income (Part VIII, column (A), lines 3, 4, and 7d)	562	682
	11 Other revenue (Part VIII, column (A), lines 5, 6d, 8c, 9c, 10c, and 11e)	366,998	414,733
	12 Total revenue – add lines 8 through 11 (must equal Part VIII, column (A), line 12)	4,224,834	4,833,251
Expenses	13 Grants and similar amounts paid (Part IX, column (A), lines 1–3)		0
	14 Benefits paid to or for members (Part IX, column (A), line 4)		0
	15 Salaries, other compensation, employee benefits (Part IX, column (A), lines 5–10)	2,332,818	2,424,843
	16a Professional fundraising fees (Part IX, column (A), line 11e)		0
	b Total fundraising expenses (Part IX, column (D), line 25) u 161,809		
17 Other expenses (Part IX, column (A), lines 11a–11d, 11f–24e)	2,140,627	2,304,969	
18 Total expenses. Add lines 13–17 (must equal Part IX, column (A), line 25)	4,473,445	4,729,812	
19 Revenue less expenses. Subtract line 18 from line 12	-248,611	103,439	
Net Assets or Fund Balances	20 Total assets (Part X, line 16)	Beginning of Current Year	End of Year
	21 Total liabilities (Part X, line 26)	9,191,751	9,678,740
	22 Net assets or fund balances. Subtract line 21 from line 20	1,026,899	1,410,449
		8,164,852	8,268,291

Part II Signature Block

Under penalties of perjury, I declare that I have examined this return, including accompanying schedules and statements, and to the best of my knowledge and belief, it is true, correct, and complete. Declaration of preparer (other than officer) is based on all information of which preparer has any knowledge.

Sign Here

Signature of officer: **PHILIP FLYNN III** Date: **PRESIDENT AND CEO**
 Type or print name and title

Paid Preparer Use Only

Print/Type preparer's name: **ROBERT KIMELMAN** Preparer's signature: _____ Date: **07/19/16** Check if self-employed PTIN: **P01231309**

Firm's name: **GREENE, DYCUS & CO., PA** Firm's EIN: **59-2235346**
 Firm's address: **205 N ELM AVE SANFORD, FL 32771-1274** Phone no.: **407-322-0561**

May the IRS discuss this return with the preparer shown above? (see instructions) Yes No

Part III Statement of Program Service Accomplishments

Check if Schedule O contains a response or note to any line in this Part III

1 Briefly describe the organization's mission:

SEE SCHEDULE O

2 Did the organization undertake any significant program services during the year which were not listed on the prior Form 990 or 990-EZ?

Yes No

If "Yes," describe these new services on Schedule O.

3 Did the organization cease conducting, or make significant changes in how it conducts, any program services?

Yes No

If "Yes," describe these changes on Schedule O.

4 Describe the organization's program service accomplishments for each of its three largest program services, as measured by expenses. Section 501(c)(3) and 501(c)(4) organizations are required to report the amount of grants and allocations to others, the total expenses, and revenue, if any, for each program service reported.

4a (Code:) (Expenses \$ **2,461,124** including grants of \$) (Revenue \$)

OPERATION OF A ZOOLOGICAL PARK. THE PARK EXHIBITS LIVE ANIMALS, PROVIDES THE PUBLIC WITH EDUCATIONAL INFORMATION ON WILDLIFE AND AWARENESS OF ENDANGERED SPECIES. THE PARK IS OPEN SEVEN (7) DAYS A WEEK. ATTENDANCE IN 2015 WAS OVER 306,000.

CORE VALUES - PROTECT - WE PASSIONATELY COMMIT OUR EXPERTISE AND RESOURCES TO SAVING ANIMALS AND TO ENSURING THEIR LONG-TERM SURVIVAL. INNOVATE - WE STRIVE TO DISCOVER SOLUTIONS THROUGH PROGRESSIVE PRACTICES AND PARTNERSHIPS IN EDUCATION, CONSERVATION AND PRESERVATION. ENGAGE - WE CONNECT PEOPLE WITH WILDLIFE AND WILD PLACES AND CREATE OPPORTUNITIES TO INSPIRE OUR GUESTS TO RESPECT, VALUE AND CARE FOR THE NATURAL WORLD. CONTD. SCHEDULE O

4b (Code:) (Expenses \$ **990,709** including grants of \$) (Revenue \$)

GUEST SERVICES - OUR VISITOR SERVICES DEPARTMENT PERFORM A GREAT VARIETY OF SERVICES TO OUR COMMUNITY. IT IS THROUGH THE HARD AND DEDICATED WORK THAT THESE PEOPLE PERFORM EACH AND EVERY DAY WHICH GREATLY ENHANCES THE COMMUNITY'S OVERALL EXPERIENCE AT THE CENTRAL FLORIDA ZOO.

4c (Code:) (Expenses \$ **488,281** including grants of \$) (Revenue \$)

EDUCATION - IN THE CURRENT YEAR THE EDUCATION DEPARTMENT PLAYED A VITAL ROLE IN ENGAGING OVER 188,000 LEARNERS, LEADERS AND ADVOCATES IN THE CENTRAL FLORIDA COMMUNITY. MANY OF OUR PROGRAMS ARE INTEGRATED CURRICULUM-BASED THAT TARGET THE FLORIDA SUNSHINE STATE STANDARDS. THE EDUCATION PROGRAMS ARE SPECIFICALLY CREATED FOR EACH STAGE OF LIFE FROM EARLY LEARNING TO ADULT. EDUCATION PROGRAMS ENCOURAGE CURIOSITY AND UNDERSTANDING ABOUT OUR ENVIRONMENT AND BRING AWARENESS TO THE VITAL ROLE THAT OUR ZOOLOGICAL PARK PLAYS IN CONNECTING FAMILIES TO NATURE. IN ADDITION THE ZOOLOGICAL PARK IS A UNIQUE VENUE FOR STUDENTS TO ENGAGE IN PROBLEM-SOLVING AND CRITICAL THINKING, WITH OPPORTUNITIES FOR REAL LIFE APPLICATIONS.

4d Other program services (Describe in Schedule O.)

(Expenses \$ **213,712** including grants of \$) (Revenue \$)

4e Total program service expenses **u 4,153,826**

Part IV Checklist of Required Schedules

		Yes	No
1	Is the organization described in section 501(c)(3) or 4947(a)(1) (other than a private foundation)? If "Yes," complete Schedule A	X	
2	Is the organization required to complete Schedule B, Schedule of Contributors (see instructions)?	X	
3	Did the organization engage in direct or indirect political campaign activities on behalf of or in opposition to candidates for public office? If "Yes," complete Schedule C, Part I		X
4	Section 501(c)(3) organizations. Did the organization engage in lobbying activities, or have a section 501(h) election in effect during the tax year? If "Yes," complete Schedule C, Part II		X
5	Is the organization a section 501(c)(4), 501(c)(5), or 501(c)(6) organization that receives membership dues, assessments, or similar amounts as defined in Revenue Procedure 98-19? If "Yes," complete Schedule C, Part III		X
6	Did the organization maintain any donor advised funds or any similar funds or accounts for which donors have the right to provide advice on the distribution or investment of amounts in such funds or accounts? If "Yes," complete Schedule D, Part I		X
7	Did the organization receive or hold a conservation easement, including easements to preserve open space, the environment, historic land areas, or historic structures? If "Yes," complete Schedule D, Part II		X
8	Did the organization maintain collections of works of art, historical treasures, or other similar assets? If "Yes," complete Schedule D, Part III		X
9	Did the organization report an amount in Part X, line 21, for escrow or custodial account liability, serve as a custodian for amounts not listed in Part X; or provide credit counseling, debt management, credit repair, or debt negotiation services? If "Yes," complete Schedule D, Part IV		X
10	Did the organization, directly or through a related organization, hold assets in temporarily restricted endowments, permanent endowments, or quasi-endowments? If "Yes," complete Schedule D, Part V		X
11	If the organization's answer to any of the following questions is "Yes," then complete Schedule D, Parts VI, VII, VIII, IX, or X as applicable.		
a	Did the organization report an amount for land, buildings, and equipment in Part X, line 10? If "Yes," complete Schedule D, Part VI	X	
b	Did the organization report an amount for investments—other securities in Part X, line 12 that is 5% or more of its total assets reported in Part X, line 16? If "Yes," complete Schedule D, Part VII		X
c	Did the organization report an amount for investments—program related in Part X, line 13 that is 5% or more of its total assets reported in Part X, line 16? If "Yes," complete Schedule D, Part VIII		X
d	Did the organization report an amount for other assets in Part X, line 15 that is 5% or more of its total assets reported in Part X, line 16? If "Yes," complete Schedule D, Part IX		X
e	Did the organization report an amount for other liabilities in Part X, line 25? If "Yes," complete Schedule D, Part X	X	
f	Did the organization's separate or consolidated financial statements for the tax year include a footnote that addresses the organization's liability for uncertain tax positions under FIN 48 (ASC 740)? If "Yes," complete Schedule D, Part X	X	
12a	Did the organization obtain separate, independent audited financial statements for the tax year? If "Yes," complete Schedule D, Parts XI and XII	X	
b	Was the organization included in consolidated, independent audited financial statements for the tax year? If "Yes," and if the organization answered "No" to line 12a, then completing Schedule D, Parts XI and XII is optional		X
13	Is the organization a school described in section 170(b)(1)(A)(ii)? If "Yes," complete Schedule E		X
14a	Did the organization maintain an office, employees, or agents outside of the United States?		X
b	Did the organization have aggregate revenues or expenses of more than \$10,000 from grantmaking, fundraising, business, investment, and program service activities outside the United States, or aggregate foreign investments valued at \$100,000 or more? If "Yes," complete Schedule F, Parts I and IV		X
15	Did the organization report on Part IX, column (A), line 3, more than \$5,000 of grants or other assistance to or for any foreign organization? If "Yes," complete Schedule F, Parts II and IV		X
16	Did the organization report on Part IX, column (A), line 3, more than \$5,000 of aggregate grants or other assistance to or for foreign individuals? If "Yes," complete Schedule F, Parts III and IV		X
17	Did the organization report a total of more than \$15,000 of expenses for professional fundraising services on Part IX, column (A), lines 6 and 11e? If "Yes," complete Schedule G, Part I (see instructions)		X
18	Did the organization report more than \$15,000 total of fundraising event gross income and contributions on Part VIII, lines 1c and 8a? If "Yes," complete Schedule G, Part II	X	
19	Did the organization report more than \$15,000 of gross income from gaming activities on Part VIII, line 9a? If "Yes," complete Schedule G, Part III		X

Part IV Checklist of Required Schedules (continued)

		Yes	No
20a	Did the organization operate one or more hospital facilities? If "Yes," complete Schedule H		X
b	If "Yes" to line 20a, did the organization attach a copy of its audited financial statements to this return?		
21	Did the organization report more than \$5,000 of grants or other assistance to any domestic organization or domestic government on Part IX, column (A), line 1? If "Yes," complete Schedule I, Parts I and II		X
22	Did the organization report more than \$5,000 of grants or other assistance to or for domestic individuals on Part IX, column (A), line 2? If "Yes," complete Schedule I, Parts I and III		X
23	Did the organization answer "Yes" to Part VII, Section A, line 3, 4, or 5 about compensation of the organization's current and former officers, directors, trustees, key employees, and highest compensated employees? If "Yes," complete Schedule J		X
24a	Did the organization have a tax-exempt bond issue with an outstanding principal amount of more than \$100,000 as of the last day of the year, that was issued after December 31, 2002? If "Yes," answer lines 24b through 24d and complete Schedule K. If "No," go to line 25a		X
b	Did the organization invest any proceeds of tax-exempt bonds beyond a temporary period exception?		
c	Did the organization maintain an escrow account other than a refunding escrow at any time during the year to defease any tax-exempt bonds?		
d	Did the organization act as an "on behalf of" issuer for bonds outstanding at any time during the year?		
25a	Section 501(c)(3), 501(c)(4), and 501(c)(29) organizations. Did the organization engage in an excess benefit transaction with a disqualified person during the year? If "Yes," complete Schedule L, Part I		X
b	Is the organization aware that it engaged in an excess benefit transaction with a disqualified person in a prior year, and that the transaction has not been reported on any of the organization's prior Forms 990 or 990-EZ? If "Yes," complete Schedule L, Part I		X
26	Did the organization report any amount on Part X, line 5, 6, or 22 for receivables from or payables to any current or former officers, directors, trustees, key employees, highest compensated employees, or disqualified persons? If "Yes," complete Schedule L, Part II		X
27	Did the organization provide a grant or other assistance to an officer, director, trustee, key employee, substantial contributor or employee thereof, a grant selection committee member, or to a 35% controlled entity or family member of any of these persons? If "Yes," complete Schedule L, Part III		X
28	Was the organization a party to a business transaction with one of the following parties (see Schedule L, Part IV instructions for applicable filing thresholds, conditions, and exceptions):		
a	A current or former officer, director, trustee, or key employee? If "Yes," complete Schedule L, Part IV	X	
b	A family member of a current or former officer, director, trustee, or key employee? If "Yes," complete Schedule L, Part IV		X
c	An entity of which a current or former officer, director, trustee, or key employee (or a family member thereof) was an officer, director, trustee, or direct or indirect owner? If "Yes," complete Schedule L, Part IV	X	
29	Did the organization receive more than \$25,000 in non-cash contributions? If "Yes," complete Schedule M	X	
30	Did the organization receive contributions of art, historical treasures, or other similar assets, or qualified conservation contributions? If "Yes," complete Schedule M		X
31	Did the organization liquidate, terminate, or dissolve and cease operations? If "Yes," complete Schedule N, Part I		X
32	Did the organization sell, exchange, dispose of, or transfer more than 25% of its net assets? If "Yes," complete Schedule N, Part II		X
33	Did the organization own 100% of an entity disregarded as separate from the organization under Regulations sections 301.7701-2 and 301.7701-3? If "Yes," complete Schedule R, Part I		X
34	Was the organization related to any tax-exempt or taxable entity? If "Yes," complete Schedule R, Parts II, III, or IV, and Part V, line 1		X
35a	Did the organization have a controlled entity within the meaning of section 512(b)(13)?		X
b	If "Yes" to line 35a, did the organization receive any payment from or engage in any transaction with a controlled entity within the meaning of section 512(b)(13)? If "Yes," complete Schedule R, Part V, line 2		
36	Section 501(c)(3) organizations. Did the organization make any transfers to an exempt non-charitable related organization? If "Yes," complete Schedule R, Part V, line 2		X
37	Did the organization conduct more than 5% of its activities through an entity that is not a related organization and that is treated as a partnership for federal income tax purposes? If "Yes," complete Schedule R, Part VI		X
38	Did the organization complete Schedule O and provide explanations in Schedule O for Part VI, lines 11b and 19? Note. All Form 990 filers are required to complete Schedule O.	X	

Part V Statements Regarding Other IRS Filings and Tax Compliance

Check if Schedule O contains a response or note to any line in this Part V

		Yes	No
1a	Enter the number reported in Box 3 of Form 1096. Enter -0- if not applicable		
1b	Enter the number of Forms W-2G included in line 1a. Enter -0- if not applicable		
1c	Did the organization comply with backup withholding rules for reportable payments to vendors and reportable gaming (gambling) winnings to prize winners?		
2a	Enter the number of employees reported on Form W-3, Transmittal of Wage and Tax Statements, filed for the calendar year ending with or within the year covered by this return		
2b	If at least one is reported on line 2a, did the organization file all required federal employment tax returns? Note. If the sum of lines 1a and 2a is greater than 250, you may be required to e-file (see instructions)	X	
3a	Did the organization have unrelated business gross income of \$1,000 or more during the year?		X
3b	If "Yes," has it filed a Form 990-T for this year? If "No" to line 3b, provide an explanation in Schedule O		
4a	At any time during the calendar year, did the organization have an interest in, or a signature or other authority over, a financial account in a foreign country (such as a bank account, securities account, or other financial account)?		X
4b	If "Yes," enter the name of the foreign country: u See instructions for filing requirements for FinCEN Form 114, Report of Foreign Bank and Financial Accounts (FBAR).		
5a	Was the organization a party to a prohibited tax shelter transaction at any time during the tax year?		X
5b	Did any taxable party notify the organization that it was or is a party to a prohibited tax shelter transaction?		X
5c	If "Yes" to line 5a or 5b, did the organization file Form 8886-T?		
6a	Does the organization have annual gross receipts that are normally greater than \$100,000, and did the organization solicit any contributions that were not tax deductible as charitable contributions?		X
6b	If "Yes," did the organization include with every solicitation an express statement that such contributions or gifts were not tax deductible?		
7	Organizations that may receive deductible contributions under section 170(c).		
7a	Did the organization receive a payment in excess of \$75 made partly as a contribution and partly for goods and services provided to the payor?		
7b	If "Yes," did the organization notify the donor of the value of the goods or services provided?		
7c	Did the organization sell, exchange, or otherwise dispose of tangible personal property for which it was required to file Form 8282?		
7d	If "Yes," indicate the number of Forms 8282 filed during the year		
7e	Did the organization receive any funds, directly or indirectly, to pay premiums on a personal benefit contract?		
7f	Did the organization, during the year, pay premiums, directly or indirectly, on a personal benefit contract?		
7g	If the organization received a contribution of qualified intellectual property, did the organization file Form 8899 as required?		
7h	If the organization received a contribution of cars, boats, airplanes, or other vehicles, did the organization file a Form 1098-C?		
8	Sponsoring organizations maintaining donor advised funds. Did a donor advised fund maintained by the sponsoring organization have excess business holdings at any time during the year?		
9	Sponsoring organizations maintaining donor advised funds.		
9a	Did the sponsoring organization make any taxable distributions under section 4966?		
9b	Did the sponsoring organization make a distribution to a donor, donor advisor, or related person?		
10	Section 501(c)(7) organizations. Enter:		
10a	Initiation fees and capital contributions included on Part VIII, line 12		
10b	Gross receipts, included on Form 990, Part VIII, line 12, for public use of club facilities		
11	Section 501(c)(12) organizations. Enter:		
11a	Gross income from members or shareholders		
11b	Gross income from other sources (Do not net amounts due or paid to other sources against amounts due or received from them.)		
12a	Section 4947(a)(1) non-exempt charitable trusts. Is the organization filing Form 990 in lieu of Form 1041?		
12b	If "Yes," enter the amount of tax-exempt interest received or accrued during the year		
13	Section 501(c)(29) qualified nonprofit health insurance issuers.		
13a	Is the organization licensed to issue qualified health plans in more than one state? Note. See the instructions for additional information the organization must report on Schedule O.		
13b	Enter the amount of reserves the organization is required to maintain by the states in which the organization is licensed to issue qualified health plans		
13c	Enter the amount of reserves on hand		
14a	Did the organization receive any payments for indoor tanning services during the tax year?		X
14b	If "Yes," has it filed a Form 720 to report these payments? If "No," provide an explanation in Schedule O		

Part VI Governance, Management, and Disclosure For each "Yes" response to lines 2 through 7b below, and for a "No" response to line 8a, 8b, or 10b below, describe the circumstances, processes, or changes in Schedule O. See instructions. Check if Schedule O contains a response or note to any line in this Part VI

Section A. Governing Body and Management

		Yes	No
1a	Enter the number of voting members of the governing body at the end of the tax year If there are material differences in voting rights among members of the governing body, or if the governing body delegated broad authority to an executive committee or similar committee, explain in Schedule O.		
	1a 23		
b	Enter the number of voting members included in line 1a, above, who are independent		
	1b 23		
2	Did any officer, director, trustee, or key employee have a family relationship or a business relationship with any other officer, director, trustee, or key employee?		X
3	Did the organization delegate control over management duties customarily performed by or under the direct supervision of officers, directors, or trustees, or key employees to a management company or other person?		X
4	Did the organization make any significant changes to its governing documents since the prior Form 990 was filed?		X
5	Did the organization become aware during the year of a significant diversion of the organization's assets?		X
6	Did the organization have members or stockholders?		X
7a	Did the organization have members, stockholders, or other persons who had the power to elect or appoint one or more members of the governing body?		X
b	Are any governance decisions of the organization reserved to (or subject to approval by) members, stockholders, or persons other than the governing body?		X
8	Did the organization contemporaneously document the meetings held or written actions undertaken during the year by the following:		
a	The governing body?	X	
b	Each committee with authority to act on behalf of the governing body?	X	
9	Is there any officer, director, trustee, or key employee listed in Part VII, Section A, who cannot be reached at the organization's mailing address? If "Yes," provide the names and addresses in Schedule O		X

Section B. Policies (This Section B requests information about policies not required by the Internal Revenue Code.)

		Yes	No
10a	Did the organization have local chapters, branches, or affiliates?		X
b	If "Yes," did the organization have written policies and procedures governing the activities of such chapters, affiliates, and branches to ensure their operations are consistent with the organization's exempt purposes?		
10b			
11a	Has the organization provided a complete copy of this Form 990 to all members of its governing body before filing the form?	X	
b	Describe in Schedule O the process, if any, used by the organization to review this Form 990.		
12a	Did the organization have a written conflict of interest policy? If "No," go to line 13	X	
b	Were officers, directors, or trustees, and key employees required to disclose annually interests that could give rise to conflicts?	X	
c	Did the organization regularly and consistently monitor and enforce compliance with the policy? If "Yes," describe in Schedule O how this was done		X
12c			
13	Did the organization have a written whistleblower policy?	X	
14	Did the organization have a written document retention and destruction policy?	X	
15	Did the process for determining compensation of the following persons include a review and approval by independent persons, comparability data, and contemporaneous substantiation of the deliberation and decision?		
a	The organization's CEO, Executive Director, or top management official	X	
b	Other officers or key employees of the organization If "Yes" to line 15a or 15b, describe the process in Schedule O (see instructions).		X
15b			
16a	Did the organization invest in, contribute assets to, or participate in a joint venture or similar arrangement with a taxable entity during the year?		X
b	If "Yes," did the organization follow a written policy or procedure requiring the organization to evaluate its participation in joint venture arrangements under applicable federal tax law, and take steps to safeguard the organization's exempt status with respect to such arrangements?		
16b			

Section C. Disclosure

- 17** List the states with which a copy of this Form 990 is required to be filed **u NONE**
- 18** Section 6104 requires an organization to make its Forms 1023 (or 1024 if applicable), 990, and 990-T (Section 501(c)(3)s only) available for public inspection. Indicate how you made these available. Check all that apply.
 Own website Another's website Upon request Other (explain in Schedule O)
- 19** Describe in Schedule O whether (and if so, how) the organization made its governing documents, conflict of interest policy, and financial statements available to the public during the tax year.
- 20** State the name, address, and telephone number of the person who possesses the organization's books and records: **u**

CHUCK GRIMES
LAKE MONROE

3755 NW HWY 17/92

FL 32747

407-323-4450

Part VII Compensation of Officers, Directors, Trustees, Key Employees, Highest Compensated Employees, and Independent Contractors

Check if Schedule O contains a response or note to any line in this Part VII

Section A. Officers, Directors, Trustees, Key Employees, and Highest Compensated Employees

1a Complete this table for all persons required to be listed. Report compensation for the calendar year ending with or within the organization's tax year.

- List all of the organization's **current** officers, directors, trustees (whether individuals or organizations), regardless of amount of compensation. Enter -0- in columns (D), (E), and (F) if no compensation was paid.
- List all of the organization's **current** key employees, if any. See instructions for definition of "key employee."
- List the organization's five **current** highest compensated employees (other than an officer, director, trustee, or key employee) who received reportable compensation (Box 5 of Form W-2 and/or Box 7 of Form 1099-MISC) of more than \$100,000 from the organization and any related organizations.
- List all of the organization's **former** officers, key employees, and highest compensated employees who received more than \$100,000 of reportable compensation from the organization and any related organizations.
- List all of the organization's **former directors or trustees** that received, in the capacity as a former director or trustee of the organization, more than \$10,000 of reportable compensation from the organization and any related organizations.

List persons in the following order: individual trustees or directors; institutional trustees; officers; key employees; highest compensated employees; and former such persons.

Check this box if neither the organization nor any related organization compensated any current officer, director, or trustee.

(A) Name and Title	(B) Average hours per week (list any hours for related organizations below dotted line)	(C) Position (do not check more than one box, unless person is both an officer and a director/trustee)						(D) Reportable compensation from the organization (W-2/1099-MISC)	(E) Reportable compensation from related organizations (W-2/1099-MISC)	(F) Estimated amount of other compensation from the organization and related organizations
		Individual trustee or director	Institutional trustee	Officer	Key employee	Highest compensated employee	Former			
(1) LEE CONSTANTINE	1.00									
DIRECTOR	0.00	X					0	0	0	
(2) CHARLES DAVIS	1.00									
CHAIRMAN	0.00	X					0	0	0	
(3) JORGE BORRELLI	1.00									
DIRECTOR	0.00	X					0	0	0	
(4) DIANE CREWS	1.00									
DIRECTOR	0.00	X					0	0	0	
(5) KENNETH O FOWLE	1.00									
DIRECTOR	0.00	X					0	0	0	
(6) SEAN BARTH	1.00									
FINANCE CHAIR	0.00	X					0	0	0	
(7) EDYE MURPHY-HADDOCK	1.00									
DIRECTOR	0.00	X					0	0	0	
(8) REBECCA L MYERS	1.00									
DIRECTOR	0.00	X					0	0	0	
(9) AMY LOCKHART	1.00									
DIRECTOR	0.00	X					0	0	0	
(10) ROB PANEPINTO	1.00									
CHAIRMAN	0.00	X					0	0	0	
(11) MARK SCHEINBLUM	1.00									
DIRECTOR	0.00	X					0	0	0	

Part VII Section A. Officers, Directors, Trustees, Key Employees, and Highest Compensated Employees (continued)

(A) Name and title	(B) Average hours per week (list any hours for related organizations below dotted line)	(C) Position (do not check more than one box, unless person is both an officer and a director/trustee)						(D) Reportable compensation from the organization (W-2/1099-MISC)	(E) Reportable compensation from related organizations (W-2/1099-MISC)	(F) Estimated amount of other compensation from the organization and related organizations
		Individual trustee or director	Institutional trustee	Officer	Key employee	Highest compensated employee	Former			
(12) ALAN SINGER	1.00									
DIRECTOR	0.00	X					0	0	0	
(13) WAYNE WEINBERG	1.00									
NOMINATING CHAIR	0.00	X					0	0	0	
(14) ALEX WILLIAMS	1.00									
DIRECTOR	0.00	X					0	0	0	
(15) ANDREW ASHER	1.00									
DEVELOPMENT CHAIR	0.00	X					0	0	0	
(16) BILL WILLS	1.00									
DIRECTOR	0.00	X					0	0	0	
(17) BRIGGS K. SELLERS	1.00									
DIRECTOR	0.00	X					0	0	0	
(18) GEORGE SMITH	1.00									
VICE CHAIRMAN	0.00	X					0	0	0	
(19) PHIL TISCHER	1.00									
DIRECTOR	0.00	X					0	0	0	
1b Sub-total										
c Total from continuation sheets to Part VII, Section A							97,308			
d Total (add lines 1b and 1c)							97,308			

2 Total number of individuals (including but not limited to those listed above) who received more than \$100,000 of reportable compensation from the organization **u 0**

	Yes	No
3 Did the organization list any former officer, director, or trustee, key employee, or highest compensated employee on line 1a? If "Yes," complete Schedule J for such individual		X
4 For any individual listed on line 1a, is the sum of reportable compensation and other compensation from the organization and related organizations greater than \$150,000? If "Yes," complete Schedule J for such individual		X
5 Did any person listed on line 1a receive or accrue compensation from any unrelated organization or individual for services rendered to the organization? If "Yes," complete Schedule J for such person		X

Section B. Independent Contractors

1 Complete this table for your five highest compensated independent contractors that received more than \$100,000 of compensation from the organization. Report compensation for the calendar year ending with or within the organization's tax year.

(A) Name and business address	(B) Description of services	(C) Compensation

2 Total number of independent contractors (including but not limited to those listed above) who received more than \$100,000 of compensation from the organization **u 0**

Part VII Section A. Officers, Directors, Trustees, Key Employees, and Highest Compensated Employees (continued)

(A) Name and title	(B) Average hours per week (list any hours for related organizations below dotted line)	(C) Position (do not check more than one box, unless person is both an officer and a director/trustee)						(D) Reportable compensation from the organization (W-2/1099-MISC)	(E) Reportable compensation from related organizations (W-2/1099-MISC)	(F) Estimated amount of other compensation from the organization and related organizations
		Individual trustee or director	Institutional trustee	Officer	Key employee	Highest compensated employee	Former			
(20) LARRY VOLENEC DIRECTOR	1.00 0.00	X						0	0	0
(21) MIKE LANE DIRECTOR	1.00 0.00	X						0	0	0
(22) MAGGIE BONKO DIRECTOR	1.00 0.00	X						0	0	0
(23) ROBERT B. MORRISON DIRECTOR	1.00 0.00	X						0	0	0
(24) PHILIP FLYNN III PRESIDENT AND CEO	40.00 0.00			X				97,308	0	0
1b Sub-total								97,308		
c Total from continuation sheets to Part VII, Section A										
d Total (add lines 1b and 1c)										

2 Total number of individuals (including but not limited to those listed above) who received more than \$100,000 of reportable compensation from the organization **u**

	Yes	No
3 Did the organization list any former officer, director, or trustee, key employee, or highest compensated employee on line 1a? If "Yes," complete Schedule J for such individual		
4 For any individual listed on line 1a, is the sum of reportable compensation and other compensation from the organization and related organizations greater than \$150,000? If "Yes," complete Schedule J for such individual		
5 Did any person listed on line 1a receive or accrue compensation from any unrelated organization or individual for services rendered to the organization? If "Yes," complete Schedule J for such person		

Section B. Independent Contractors

1 Complete this table for your five highest compensated independent contractors that received more than \$100,000 of compensation from the organization. Report compensation for the calendar year ending with or within the organization's tax year.

(A) Name and business address	(B) Description of services	(C) Compensation

2 Total number of independent contractors (including but not limited to those listed above) who received more than \$100,000 of compensation from the organization **u**

Part VIII Statement of Revenue

Check if Schedule O contains a response or note to any line in this Part VIII

			(A) Total revenue	(B) Related or exempt function revenue	(C) Unrelated business revenue	(D) Revenue excluded from tax under sections 512-514	
Contributions, Gifts, Grants and Other Similar Amounts	1a Federated campaigns	1a					
	b Membership dues	1b	554,355				
	c Fundraising events	1c					
	d Related organizations	1d					
	e Government grants (contributions)	1e	467,396				
	f All other contributions, gifts, grants, and similar amounts not included above	1f	554,882				
	g Noncash contributions included in lines 1a-1f: \$		163,637				
	h Total. Add lines 1a-1f	u	1,576,633				
	Program Service Revenue	2a GATE RECEIPTS	Busn. Code 713110	2,310,805	2,310,805		
b OTHER INCOME		611600	284,620	284,620			
c EDUCATIONAL PROGRAMS		713110	245,778	245,778			
d							
e							
f All other program service revenue							
g Total. Add lines 2a-2f		u	2,841,203				
Other Revenue		3 Investment income (including dividends, interest, and other similar amounts)	u	682			682
	4 Income from investment of tax-exempt bond proceeds	u					
	5 Royalties	u					
	6a Gross rents	(i) Real	75,215				
		(ii) Personal					
	b Less: rental exps.		42,786				
	c Rental inc. or (loss)		32,429				
	d Net rental income or (loss)	u	32,429			32,429	
	7a Gross amount from sales of assets other than inventory	(i) Securities					
		(ii) Other		26,031			
	b Less: cost or other basis & sales exps.		26,031				
	c Gain or (loss)						
	d Net gain or (loss)	u					
	8a Gross income from fundraising events (not including \$ of contributions reported on line 1c). See Part IV, line 18	a	194,463				
		b Less: direct expenses	b	70,811			
c Net income or (loss) from fundraising events		u	123,652				
9a Gross income from gaming activities. See Part IV, line 19	a						
	b Less: direct expenses	b					
	c Net income or (loss) from gaming activities	u					
10a Gross sales of inventory, less returns and allowances	a	489,916					
	b Less: cost of goods sold	b	231,264				
	c Net income or (loss) from sales of inventory	u	258,652	258,652			
Miscellaneous Revenue	11a	Busn. Code					
	b						
	c						
	d All other revenue						
	e Total. Add lines 11a-11d	u					
	12 Total revenue. See instructions.	u	4,833,251	3,099,855	0	33,111	

Part IX Statement of Functional Expenses

Section 501(c)(3) and 501(c)(4) organizations must complete all columns. All other organizations must complete column (A).

Check if Schedule O contains a response or note to any line in this Part IX

Do not include amounts reported on lines 6b, 7b, 8b, 9b, and 10b of Part VIII.	(A) Total expenses	(B) Program service expenses	(C) Management and general expenses	(D) Fundraising expenses
1 Grants and other assistance to domestic organizations and domestic governments. See Part IV, line 21				
2 Grants and other assistance to domestic individuals. See Part IV, line 22				
3 Grants and other assistance to foreign organizations, foreign governments, and foreign individuals. See Part IV, lines 15 and 16				
4 Benefits paid to or for members				
5 Compensation of current officers, directors, trustees, and key employees	97,308	58,384	19,462	19,462
6 Compensation not included above, to disqualified persons (as defined under section 4958(f)(1)) and persons described in section 4958(c)(3)(B)				
7 Other salaries and wages	2,111,169	1,855,506	185,220	70,443
8 Pension plan accruals and contributions (include section 401(k) and 403(b) employer contributions)	31,208	27,463	2,497	1,248
9 Other employee benefits				
10 Payroll taxes	185,158	162,939	14,813	7,406
11 Fees for services (non-employees):				
a Management				
b Legal	33,167		33,167	
c Accounting	14,015		14,015	
d Lobbying				
e Professional fundraising services. See Part IV, line 17				
f Investment management fees				
g Other. (If line 11g amount exceeds 10% of line 25, column (A) amount, list line 11g expenses on Schedule O.)	6,240		6,240	
12 Advertising and promotion	137,312	108,912		28,400
13 Office expenses	52,035	52,035		
14 Information technology	15,854	14,269		1,585
15 Royalties				
16 Occupancy	145,159	135,143	9,225	791
17 Travel				
18 Payments of travel or entertainment expenses for any federal, state, or local public officials				
19 Conferences, conventions, and meetings				
20 Interest				
21 Payments to affiliates				
22 Depreciation, depletion, and amortization	622,374	591,237	21,782	9,355
23 Insurance	364,483	324,153	34,272	6,058
24 Other expenses. Itemize expenses not covered above (List miscellaneous expenses in line 24e. If line 24e amount exceeds 10% of line 25, column (A) amount, list line 24e expenses on Schedule O.)				
a REPAIR	240,576	225,078	13,568	1,930
b ANIMAL CARE	225,884	225,884		
c OTHER	178,191	147,097	27,603	3,491
d SUPPLIES	148,797	104,844	32,313	11,640
e All other expenses	120,882	120,882		
25 Total functional expenses. Add lines 1 through 24e	4,729,812	4,153,826	414,177	161,809
26 Joint costs. Complete this line only if the organization reported in column (B) joint costs from a combined educational campaign and fundraising solicitation. Check here <input type="checkbox"/> if following SOP 98-2 (ASC 958-720)				

Part X Balance Sheet

Check if Schedule O contains a response or note to any line in this Part X

		(A) Beginning of year		(B) End of year	
Assets	1	Cash—non-interest bearing	416,210	1	726,063
	2	Savings and temporary cash investments	25,000	2	
	3	Pledges and grants receivable, net		3	
	4	Accounts receivable, net	39,068	4	56,807
	5	Loans and other receivables from current and former officers, directors, trustees, key employees, and highest compensated employees. Complete Part II of Schedule L		5	
	6	Loans and other receivables from other disqualified persons (as defined under section 4958(f)(1)), persons described in section 4958(c)(3)(B), and contributing employers and sponsoring organizations of section 501(c)(9) voluntary employees' beneficiary organizations (see instructions). Complete Part II of Schedule L		6	
	7	Notes and loans receivable, net		7	
	8	Inventories for sale or use	35,246	8	32,311
	9	Prepaid expenses and deferred charges	27,391	9	25,799
	10a	Land, buildings, and equipment: cost or other basis. Complete Part VI of Schedule D	10a 13,347,915		
	b	Less: accumulated depreciation	10b 4,553,493	10c 8,605,498	8,794,422
	11	Investments—publicly traded securities		11	
	12	Investments—other securities. See Part IV, line 11		12	
	13	Investments—program-related. See Part IV, line 11		13	
	14	Intangible assets		14	
	15	Other assets. See Part IV, line 11	43,338	15	43,338
16	Total assets. Add lines 1 through 15 (must equal line 34)	9,191,751	16	9,678,740	
Liabilities	17	Accounts payable and accrued expenses	325,543	17	247,242
	18	Grants payable		18	
	19	Deferred revenue	220,487	19	241,001
	20	Tax-exempt bond liabilities		20	
	21	Escrow or custodial account liability. Complete Part IV of Schedule D		21	
	22	Loans and other payables to current and former officers, directors, trustees, key employees, highest compensated employees, and disqualified persons. Complete Part II of Schedule L	101,694	22	
	23	Secured mortgages and notes payable to unrelated third parties	225,171	23	745,639
	24	Unsecured notes and loans payable to unrelated third parties		24	
	25	Other liabilities (including federal income tax, payables to related third parties, and other liabilities not included on lines 17-24). Complete Part X of Schedule D	154,004	25	176,567
	26	Total liabilities. Add lines 17 through 25	1,026,899	26	1,410,449
Net Assets or Fund Balances	Organizations that follow SFAS 117 (ASC 958), check here <input checked="" type="checkbox"/> and complete lines 27 through 29, and lines 33 and 34.				
	27	Unrestricted net assets	8,139,852	27	8,005,512
	28	Temporarily restricted net assets	25,000	28	262,779
	29	Permanently restricted net assets		29	
	Organizations that do not follow SFAS 117 (ASC 958), check here <input type="checkbox"/> and complete lines 30 through 34.				
	30	Capital stock or trust principal, or current funds		30	
	31	Paid-in or capital surplus, or land, building, or equipment fund		31	
	32	Retained earnings, endowment, accumulated income, or other funds		32	
33	Total net assets or fund balances	8,164,852	33	8,268,291	
34	Total liabilities and net assets/fund balances	9,191,751	34	9,678,740	

Part XI Reconciliation of Net Assets

Check if Schedule O contains a response or note to any line in this Part XI

1	Total revenue (must equal Part VIII, column (A), line 12)	1	4,833,251
2	Total expenses (must equal Part IX, column (A), line 25)	2	4,729,812
3	Revenue less expenses. Subtract line 2 from line 1	3	103,439
4	Net assets or fund balances at beginning of year (must equal Part X, line 33, column (A))	4	8,164,852
5	Net unrealized gains (losses) on investments	5	
6	Donated services and use of facilities	6	
7	Investment expenses	7	
8	Prior period adjustments	8	
9	Other changes in net assets or fund balances (explain in Schedule O)	9	
10	Net assets or fund balances at end of year. Combine lines 3 through 9 (must equal Part X, line 33, column (B))	10	8,268,291

Part XII Financial Statements and Reporting

Check if Schedule O contains a response or note to any line in this Part XII

		Yes	No
1	Accounting method used to prepare the Form 990: <input type="checkbox"/> Cash <input checked="" type="checkbox"/> Accrual <input type="checkbox"/> Other If the organization changed its method of accounting from a prior year or checked "Other," explain in Schedule O.		
2a	Were the organization's financial statements compiled or reviewed by an independent accountant? If "Yes," check a box below to indicate whether the financial statements for the year were compiled or reviewed on a separate basis, consolidated basis, or both: <input type="checkbox"/> Separate basis <input type="checkbox"/> Consolidated basis <input type="checkbox"/> Both consolidated and separate basis		X
2b	Were the organization's financial statements audited by an independent accountant? If "Yes," check a box below to indicate whether the financial statements for the year were audited on a separate basis, consolidated basis, or both: <input checked="" type="checkbox"/> Separate basis <input type="checkbox"/> Consolidated basis <input type="checkbox"/> Both consolidated and separate basis	X	
2c	If "Yes" to line 2a or 2b, does the organization have a committee that assumes responsibility for oversight of the audit, review, or compilation of its financial statements and selection of an independent accountant? If the organization changed either its oversight process or selection process during the tax year, explain in Schedule O.	X	
3a	As a result of a federal award, was the organization required to undergo an audit or audits as set forth in the Single Audit Act and OMB Circular A-133?	X	
3b	If "Yes," did the organization undergo the required audit or audits? If the organization did not undergo the required audit or audits, explain why in Schedule O and describe any steps taken to undergo such audits.	X	

SCHEDULE A
(Form 990 or 990-EZ)

Public Charity Status and Public Support
Complete if the organization is a section 501(c)(3) organization or a section 4947(a)(1) nonexempt charitable trust.
u Attach to Form 990 or Form 990-EZ.

OMB No. 1545-0047

2015

Open to Public Inspection

Department of the Treasury
Internal Revenue Service

u Information about Schedule A (Form 990 or 990-EZ) and its instructions is at www.irs.gov/form990.

Name of the organization

CENTRAL FLORIDA ZOOLOGICAL SOCIETY, INC.

Employer identification number

59-1357197

Part I Reason for Public Charity Status (All organizations must complete this part.) See instructions.

The organization is not a private foundation because it is: (For lines 1 through 11, check only one box.)

- 1 A church, convention of churches, or association of churches described in **section 170(b)(1)(A)(i)**.
- 2 A school described in **section 170(b)(1)(A)(ii)**. (Attach Schedule E (Form 990 or 990-EZ).)
- 3 A hospital or a cooperative hospital service organization described in **section 170(b)(1)(A)(iii)**.
- 4 A medical research organization operated in conjunction with a hospital described in **section 170(b)(1)(A)(iii)**. Enter the hospital's name, city, and state:
- 5 An organization operated for the benefit of a college or university owned or operated by a governmental unit described in **section 170(b)(1)(A)(iv)**. (Complete Part II.)
- 6 A federal, state, or local government or governmental unit described in **section 170(b)(1)(A)(v)**.
- 7 An organization that normally receives a substantial part of its support from a governmental unit or from the general public described in **section 170(b)(1)(A)(vi)**. (Complete Part II.)
- 8 A community trust described in **section 170(b)(1)(A)(vi)**. (Complete Part II.)
- 9 An organization that normally receives: (1) more than 33 1/3% of its support from contributions, membership fees, and gross receipts from activities related to its exempt functions—subject to certain exceptions, and (2) no more than 33 1/3% of its support from gross investment income and unrelated business taxable income (less section 511 tax) from businesses acquired by the organization after June 30, 1975. See **section 509(a)(2)**. (Complete Part III.)
- 10 An organization organized and operated exclusively to test for public safety. See **section 509(a)(4)**.
- 11 An organization organized and operated exclusively for the benefit of, to perform the functions of, or to carry out the purposes of one or more publicly supported organizations described in **section 509(a)(1)** or **section 509(a)(2)**. See **section 509(a)(3)**. Check the box in lines 11a through 11d that describes the type of supporting organization and complete lines 11e, 11f, and 11g.
 - a **Type I.** A supporting organization operated, supervised, or controlled by its supported organization(s), typically by giving the supported organization(s) the power to regularly appoint or elect a majority of the directors or trustees of the supporting organization. **You must complete Part IV, Sections A and B.**
 - b **Type II.** A supporting organization supervised or controlled in connection with its supported organization(s), by having control or management of the supporting organization vested in the same persons that control or manage the supported organization(s). **You must complete Part IV, Sections A and C.**
 - c **Type III functionally integrated.** A supporting organization operated in connection with, and functionally integrated with, its supported organization(s) (see instructions). **You must complete Part IV, Sections A, D, and E.**
 - d **Type III non-functionally integrated.** A supporting organization operated in connection with its supported organization(s) that is not functionally integrated. The organization generally must satisfy a distribution requirement and an attentiveness requirement (see instructions). **You must complete Part IV, Sections A and D, and Part V.**
 - e Check this box if the organization received a written determination from the IRS that it is a Type I, Type II, Type III functionally integrated, or Type III non-functionally integrated supporting organization.
 - f Enter the number of supported organizations
 - g Provide the following information about the supported organization(s).

(i) Name of supported organization	(ii) EIN	(iii) Type of organization (described on lines 1–9 above (see instructions))	(iv) Is the organization listed in your governing document?		(v) Amount of monetary support (see instructions)	(vi) Amount of other support (see instructions)
			Yes	No		
(A)						
(B)						
(C)						
(D)						
(E)						
Total						

Part II Support Schedule for Organizations Described in Sections 170(b)(1)(A)(iv) and 170(b)(1)(A)(vi)
 (Complete only if you checked the box on line 5, 7, or 8 of Part I or if the organization failed to qualify under Part III. If the organization fails to qualify under the tests listed below, please complete Part III.)

Section A. Public Support

Calendar year (or fiscal year beginning in) u	(a) 2011	(b) 2012	(c) 2013	(d) 2014	(e) 2015	(f) Total
1 Gifts, grants, contributions, and membership fees received. (Do not include any "unusual grants.")	956,878	897,914	1,129,074	1,135,666	1,576,633	5,696,165
2 Tax revenues levied for the organization's benefit and either paid to or expended on its behalf						
3 The value of services or facilities furnished by a governmental unit to the organization without charge						
4 Total. Add lines 1 through 3	956,878	897,914	1,129,074	1,135,666	1,576,633	5,696,165
5 The portion of total contributions by each person (other than a governmental unit or publicly supported organization) included on line 1 that exceeds 2% of the amount shown on line 11, column (f)						
6 Public support. Subtract line 5 from line 4.						5,696,165

Section B. Total Support

Calendar year (or fiscal year beginning in) u	(a) 2011	(b) 2012	(c) 2013	(d) 2014	(e) 2015	(f) Total
7 Amounts from line 4	956,878	897,914	1,129,074	1,135,666	1,576,633	5,696,165
8 Gross income from interest, dividends, payments received on securities loans, rents, royalties and income from similar sources	2,607	1,000	921	562	75,897	80,987
9 Net income from unrelated business activities, whether or not the business is regularly carried on						
10 Other income. Do not include gain or loss from the sale of capital assets (Explain in Part VI.)	381,160	385,667	184,200	191,742	194,463	1,337,232
11 Total support. Add lines 7 through 10						7,114,384

12 Gross receipts from related activities, etc. (see instructions) **12** 13,117,394

13 First five years. If the Form 990 is for the organization's first, second, third, fourth, or fifth tax year as a section 501(c)(3) organization, check this box and **stop here**

Section C. Computation of Public Support Percentage

14 Public support percentage for 2015 (line 6, column (f) divided by line 11, column (f))	14	80.07 %
15 Public support percentage from 2014 Schedule A, Part II, line 14	15	76.79 %

16a 33 1/3% support test—2015. If the organization did not check the box on line 13, and line 14 is 33 1/3% or more, check this box and **stop here**. The organization qualifies as a publicly supported organization

b 33 1/3% support test—2014. If the organization did not check a box on line 13 or 16a, and line 15 is 33 1/3% or more, check this box and **stop here**. The organization qualifies as a publicly supported organization

17a 10%-facts-and-circumstances test—2015. If the organization did not check a box on line 13, 16a, or 16b, and line 14 is 10% or more, and if the organization meets the "facts-and-circumstances" test, check this box and **stop here**. Explain in Part VI how the organization meets the "facts-and-circumstances" test. The organization qualifies as a publicly supported organization

b 10%-facts-and-circumstances test—2014. If the organization did not check a box on line 13, 16a, 16b, or 17a, and line 15 is 10% or more, and if the organization meets the "facts-and-circumstances" test, check this box and **stop here**. Explain in Part VI how the organization meets the "facts-and-circumstances" test. The organization qualifies as a publicly supported organization

18 Private foundation. If the organization did not check a box on line 13, 16a, 16b, 17a, or 17b, check this box and see instructions

Part III Support Schedule for Organizations Described in Section 509(a)(2)

(Complete only if you checked the box on line 9 of Part I or if the organization failed to qualify under Part II.
If the organization fails to qualify under the tests listed below, please complete Part II.)

Section A. Public Support

Calendar year (or fiscal year beginning in) u	(a) 2011	(b) 2012	(c) 2013	(d) 2014	(e) 2015	(f) Total
1 Gifts, grants, contributions, and membership fees received. (Do not include any "unusual grants.")						
2 Gross receipts from admissions, merchandise sold or services performed, or facilities furnished in any activity that is related to the organization's tax-exempt purpose						
3 Gross receipts from activities that are not an unrelated trade or business under section 513						
4 Tax revenues levied for the organization's benefit and either paid to or expended on its behalf						
5 The value of services or facilities furnished by a governmental unit to the organization without charge						
6 Total. Add lines 1 through 5						
7a Amounts included on lines 1, 2, and 3 received from disqualified persons						
b Amounts included on lines 2 and 3 received from other than disqualified persons that exceed the greater of \$5,000 or 1% of the amount on line 13 for the year						
c Add lines 7a and 7b						
8 Public support. (Subtract line 7c from line 6.)						

Section B. Total Support

Calendar year (or fiscal year beginning in) u	(a) 2011	(b) 2012	(c) 2013	(d) 2014	(e) 2015	(f) Total
9 Amounts from line 6						
10a Gross income from interest, dividends, payments received on securities loans, rents, royalties and income from similar sources						
b Unrelated business taxable income (less section 511 taxes) from businesses acquired after June 30, 1975						
c Add lines 10a and 10b						
11 Net income from unrelated business activities not included in line 10b, whether or not the business is regularly carried on						
12 Other income. Do not include gain or loss from the sale of capital assets (Explain in Part VI.)						
13 Total support. (Add lines 9, 10c, 11, and 12.)						

14 First five years. If the Form 990 is for the organization's first, second, third, fourth, or fifth tax year as a section 501(c)(3) organization, check this box and **stop here**

Section C. Computation of Public Support Percentage

15 Public support percentage for 2015 (line 8, column (f) divided by line 13, column (f))	15	%
16 Public support percentage from 2014 Schedule A, Part III, line 15	16	%

Section D. Computation of Investment Income Percentage

17 Investment income percentage for 2015 (line 10c, column (f) divided by line 13, column (f))	17	%
18 Investment income percentage from 2014 Schedule A, Part III, line 17	18	%

19a 33 1/3% support tests—2015. If the organization did not check the box on line 14, and line 15 is more than 33 1/3%, and line 17 is not more than 33 1/3%, check this box and **stop here**. The organization qualifies as a publicly supported organization

b 33 1/3% support tests—2014. If the organization did not check a box on line 14 or line 19a, and line 16 is more than 33 1/3%, and line 18 is not more than 33 1/3%, check this box and **stop here**. The organization qualifies as a publicly supported organization

20 Private foundation. If the organization did not check a box on line 14, 19a, or 19b, check this box and see instructions

Part IV Supporting Organizations

(Complete only if you checked a box in line 11 on Part I. If you checked 11a of Part I, complete Sections A and B. If you checked 11b of Part I, complete Sections A and C. If you checked 11c of Part I, complete Sections A, D, and E. If you checked 11d of Part I, complete Sections A and D, and complete Part V.)

Section A. All Supporting Organizations

	Yes	No
1 Are all of the organization's supported organizations listed by name in the organization's governing documents? If "No," describe in Part VI how the supported organizations are designated. If designated by class or purpose, describe the designation. If historic and continuing relationship, explain.		
2 Did the organization have any supported organization that does not have an IRS determination of status under section 509(a)(1) or (2)? If "Yes," explain in Part VI how the organization determined that the supported organization was described in section 509(a)(1) or (2).		
3a Did the organization have a supported organization described in section 501(c)(4), (5), or (6)? If "Yes," answer (b) and (c) below.		
b Did the organization confirm that each supported organization qualified under section 501(c)(4), (5), or (6) and satisfied the public support tests under section 509(a)(2)? If "Yes," describe in Part VI when and how the organization made the determination.		
c Did the organization ensure that all support to such organizations was used exclusively for section 170(c)(2)(B) purposes? If "Yes," explain in Part VI what controls the organization put in place to ensure such use.		
4a Was any supported organization not organized in the United States ("foreign supported organization")? If "Yes," and if you checked 11a or 11b in Part I, answer (b) and (c) below.		
b Did the organization have ultimate control and discretion in deciding whether to make grants to the foreign supported organization? If "Yes," describe in Part VI how the organization had such control and discretion despite being controlled or supervised by or in connection with its supported organizations.		
c Did the organization support any foreign supported organization that does not have an IRS determination under sections 501(c)(3) and 509(a)(1) or (2)? If "Yes," explain in Part VI what controls the organization used to ensure that all support to the foreign supported organization was used exclusively for section 170(c)(2)(B) purposes.		
5a Did the organization add, substitute, or remove any supported organizations during the tax year? If "Yes," answer (b) and (c) below (if applicable). Also, provide detail in Part VI , including (i) the names and EIN numbers of the supported organizations added, substituted, or removed; (ii) the reasons for each such action; (iii) the authority under the organization's organizing document authorizing such action; and (iv) how the action was accomplished (such as by amendment to the organizing document).		
b Type I or Type II only. Was any added or substituted supported organization part of a class already designated in the organization's organizing document?		
c Substitutions only. Was the substitution the result of an event beyond the organization's control?		
6 Did the organization provide support (whether in the form of grants or the provision of services or facilities) to anyone other than (i) its supported organizations, (ii) individuals that are part of the charitable class benefited by one or more of its supported organizations, or (iii) other supporting organizations that also support or benefit one or more of the filing organization's supported organizations? If "Yes," provide detail in Part VI .		
7 Did the organization provide a grant, loan, compensation, or other similar payment to a substantial contributor (defined in section 4958(c)(3)(C)), a family member of a substantial contributor, or a 35% controlled entity with regard to a substantial contributor? If "Yes," complete Part I of Schedule L (Form 990 or 990-EZ).		
8 Did the organization make a loan to a disqualified person (as defined in section 4958) not described in line 7? If "Yes," complete Part I of Schedule L (Form 990 or 990-EZ).		
9a Was the organization controlled directly or indirectly at any time during the tax year by one or more disqualified persons as defined in section 4946 (other than foundation managers and organizations described in section 509(a)(1) or (2))? If "Yes," provide detail in Part VI .		
b Did one or more disqualified persons (as defined in line 9a) hold a controlling interest in any entity in which the supporting organization had an interest? If "Yes," provide detail in Part VI .		
c Did a disqualified person (as defined in line 9a) have an ownership interest in, or derive any personal benefit from, assets in which the supporting organization also had an interest? If "Yes," provide detail in Part VI .		
10a Was the organization subject to the excess business holdings rules of section 4943 because of section 4943(f) (regarding certain Type II supporting organizations, and all Type III non-functionally integrated supporting organizations)? If "Yes," answer 10b below.		
b Did the organization have any excess business holdings in the tax year? (Use Schedule C, Form 4720, to determine whether the organization had excess business holdings.)		

Part IV Supporting Organizations (continued)

	Yes	No
11 Has the organization accepted a gift or contribution from any of the following persons?		
a A person who directly or indirectly controls, either alone or together with persons described in (b) and (c) below, the governing body of a supported organization?		
11a		
b A family member of a person described in (a) above?		
11b		
c A 35% controlled entity of a person described in (a) or (b) above? If "Yes" to a, b, or c, provide detail in Part VI .		
11c		

Section B. Type I Supporting Organizations

	Yes	No
1 Did the directors, trustees, or membership of one or more supported organizations have the power to regularly appoint or elect at least a majority of the organization's directors or trustees at all times during the tax year? If "No," describe in Part VI how the supported organization(s) effectively operated, supervised, or controlled the organization's activities. If the organization had more than one supported organization, describe how the powers to appoint and/or remove directors or trustees were allocated among the supported organizations and what conditions or restrictions, if any, applied to such powers during the tax year.		
1		
2 Did the organization operate for the benefit of any supported organization other than the supported organization(s) that operated, supervised, or controlled the supporting organization? If "Yes," explain in Part VI how providing such benefit carried out the purposes of the supported organization(s) that operated, supervised, or controlled the supporting organization.		
2		

Section C. Type II Supporting Organizations

	Yes	No
1 Were a majority of the organization's directors or trustees during the tax year also a majority of the directors or trustees of each of the organization's supported organization(s)? If "No," describe in Part VI how control or management of the supporting organization was vested in the same persons that controlled or managed the supported organization(s).		
1		

Section D. All Type III Supporting Organizations

	Yes	No
1 Did the organization provide to each of its supported organizations, by the last day of the fifth month of the organization's tax year, (i) a written notice describing the type and amount of support provided during the prior tax year, (ii) a copy of the Form 990 that was most recently filed as of the date of notification, and (iii) copies of the organization's governing documents in effect on the date of notification, to the extent not previously provided?		
1		
2 Were any of the organization's officers, directors, or trustees either (i) appointed or elected by the supported organization(s) or (ii) serving on the governing body of a supported organization? If "No," explain in Part VI how the organization maintained a close and continuous working relationship with the supported organization(s).		
2		
3 By reason of the relationship described in (2), did the organization's supported organizations have a significant voice in the organization's investment policies and in directing the use of the organization's income or assets at all times during the tax year? If "Yes," describe in Part VI the role the organization's supported organizations played in this regard.		
3		

Section E. Type III Functionally-Integrated Supporting Organizations

1 Check the box next to the method that the organization used to satisfy the Integral Part Test during the year (see instructions):			
a <input type="checkbox"/> The organization satisfied the Activities Test. Complete line 2 below.			
b <input type="checkbox"/> The organization is the parent of each of its supported organizations. Complete line 3 below.			
c <input type="checkbox"/> The organization supported a governmental entity. Describe in Part VI how you supported a government entity (see instructions).			
2 Activities Test. Answer (a) and (b) below.			
a Did substantially all of the organization's activities during the tax year directly further the exempt purposes of the supported organization(s) to which the organization was responsive? If "Yes," then in Part VI identify those supported organizations and explain how these activities directly furthered their exempt purposes, how the organization was responsive to those supported organizations, and how the organization determined that these activities constituted substantially all of its activities.			
2a			
b Did the activities described in (a) constitute activities that, but for the organization's involvement, one or more of the organization's supported organization(s) would have been engaged in? If "Yes," explain in Part VI the reasons for the organization's position that its supported organization(s) would have engaged in these activities but for the organization's involvement.			
2b			
3 Parent of Supported Organizations. Answer (a) and (b) below.			
a Did the organization have the power to regularly appoint or elect a majority of the officers, directors, or trustees of each of the supported organizations? Provide details in Part VI .			
3a			
b Did the organization exercise a substantial degree of direction over the policies, programs, and activities of each of its supported organizations? If "Yes," describe in Part VI the role played by the organization in this regard.			
3b			

Part V Type III Non-Functionally Integrated 509(a)(3) Supporting Organizations

- 1 Check here if the organization satisfied the Integral Part Test as a qualifying trust on Nov. 20, 1970. **See instructions.** All other Type III non-functionally integrated supporting organizations must complete Sections A through E.

Section A - Adjusted Net Income		(A) Prior Year	(B) Current Year (optional)
1	Net short-term capital gain	1	
2	Recoveries of prior-year distributions	2	
3	Other gross income (see instructions)	3	
4	Add lines 1 through 3	4	
5	Depreciation and depletion	5	
6	Portion of operating expenses paid or incurred for production or collection of gross income or for management, conservation, or maintenance of property held for production of income (see instructions)	6	
7	Other expenses (see instructions)	7	
8	Adjusted Net Income (subtract lines 5, 6 and 7 from line 4)	8	
Section B - Minimum Asset Amount		(A) Prior Year	(B) Current Year (optional)
1	Aggregate fair market value of all non-exempt-use assets (see instructions for short tax year or assets held for part of year):		
a	Average monthly value of securities	1a	
b	Average monthly cash balances	1b	
c	Fair market value of other non-exempt-use assets	1c	
d	Total (add lines 1a, 1b, and 1c)	1d	
e	Discount claimed for blockage or other factors (explain in detail in Part VI):		
2	Acquisition indebtedness applicable to non-exempt-use assets	2	
3	Subtract line 2 from line 1d	3	
4	Cash deemed held for exempt use. Enter 1-1/2% of line 3 (for greater amount, see instructions).	4	
5	Net value of non-exempt-use assets (subtract line 4 from line 3)	5	
6	Multiply line 5 by .035	6	
7	Recoveries of prior-year distributions	7	
8	Minimum Asset Amount (add line 7 to line 6)	8	
Section C - Distributable Amount			Current Year
1	Adjusted net income for prior year (from Section A, line 8, Column A)	1	
2	Enter 85% of line 1	2	
3	Minimum asset amount for prior year (from Section B, line 8, Column A)	3	
4	Enter greater of line 2 or line 3	4	
5	Income tax imposed in prior year	5	
6	Distributable Amount. Subtract line 5 from line 4, unless subject to emergency temporary reduction (see instructions)	6	
7	<input type="checkbox"/> Check here if the current year is the organization's first as a non-functionally-integrated Type III supporting organization (see instructions).		

Part V Type III Non-Functionally Integrated 509(a)(3) Supporting Organizations (continued)

Section D - Distributions	Current Year
1 Amounts paid to supported organizations to accomplish exempt purposes	
2 Amounts paid to perform activity that directly furthers exempt purposes of supported organizations, in excess of income from activity	
3 Administrative expenses paid to accomplish exempt purposes of supported organizations	
4 Amounts paid to acquire exempt-use assets	
5 Qualified set-aside amounts (prior IRS approval required)	
6 Other distributions (describe in Part VI). See instructions.	
7 Total annual distributions. Add lines 1 through 6.	
8 Distributions to attentive supported organizations to which the organization is responsive (provide details in Part VI). See instructions.	
9 Distributable amount for 2015 from Section C, line 6	
10 Line 8 amount divided by Line 9 amount	

Section E - Distribution Allocations (see instructions)	(i) Excess Distributions	(ii) Underdistributions Pre-2015	(iii) Distributable Amount for 2015
1 Distributable amount for 2015 from Section C, line 6			
2 Underdistributions, if any, for years prior to 2015 (reasonable cause required-see instructions)			
3 Excess distributions carryover, if any, to 2015:			
a			
b			
c			
d From 2013			
e From 2014			
f Total of lines 3a through e			
g Applied to underdistributions of prior years			
h Applied to 2015 distributable amount			
i Carryover from 2010 not applied (see instructions)			
j Remainder. Subtract lines 3g, 3h, and 3i from 3f.			
4 Distributions for 2015 from Section D, line 7: \$			
a Applied to underdistributions of prior years			
b Applied to 2015 distributable amount			
c Remainder. Subtract lines 4a and 4b from 4.			
5 Remaining underdistributions for years prior to 2015, if any. Subtract lines 3g and 4a from line 2 (if amount greater than zero, see instructions).			
6 Remaining underdistributions for 2015. Subtract lines 3h and 4b from line 1 (if amount greater than zero, see instructions).			
7 Excess distributions carryover to 2016. Add lines 3j and 4c.			
8 Breakdown of line 7:			
a			
b			
c Excess from 2013			
d Excess from 2014			
e Excess from 2015			

Part VI **Supplemental Information.** Provide the explanations required by Part II, line 10; Part II, line 17a or 17b; Part III, line 12; Part IV, Section A, lines 1, 2, 3b, 3c, 4b, 4c, 5a, 6, 9a, 9b, 9c, 11a, 11b, and 11c; Part IV, Section B, lines 1 and 2; Part IV, Section C, line 1; Part IV, Section D, lines 2 and 3; Part IV, Section E, lines 1c, 2a, 2b, 3a and 3b; Part V, line 1; Part V, Section B, line 1e; Part V, Section D, lines 5, 6, and 8; and Part V, Section E, lines 2, 5, and 6. Also complete this part for any additional information. (See instructions.)

PART II, LINE 10 - OTHER INCOME DETAIL

FUND RAISING AND GUEST SERV. SALES \$ 1,337,232

Schedule B
(Form 990, 990-EZ,
or 990-PF)

Department of the Treasury
Internal Revenue Service

Schedule of Contributors

u Attach to Form 990, Form 990-EZ, or Form 990-PF.

u Information about Schedule B (Form 990, 990-EZ, or 990-PF) and its instructions is at www.irs.gov/form990.

OMB No. 1545-0047

2015

Name of the organization

**CENTRAL FLORIDA ZOOLOGICAL
SOCIETY, INC.**

Employer identification number

59-1357197

Organization type (check one):

Filers of:

Section:

Form 990 or 990-EZ

501(c)(**3**) (enter number) organization

4947(a)(1) nonexempt charitable trust **not** treated as a private foundation

527 political organization

Form 990-PF

501(c)(3) exempt private foundation

4947(a)(1) nonexempt charitable trust treated as a private foundation

501(c)(3) taxable private foundation

Check if your organization is covered by the **General Rule** or a **Special Rule**.

Note. Only a section 501(c)(7), (8), or (10) organization can check boxes for both the General Rule and a Special Rule. See instructions.

General Rule

For an organization filing Form 990, 990-EZ, or 990-PF that received, during the year, contributions totaling \$5,000 or more (in money or property) from any one contributor. Complete Parts I and II. See instructions for determining a contributor's total contributions.

Special Rules

For an organization described in section 501(c)(3) filing Form 990 or 990-EZ that met the 33¹/₃ % support test of the regulations under sections 509(a)(1) and 170(b)(1)(A)(vi), that checked Schedule A (Form 990 or 990-EZ), Part II, line 13, 16a, or 16b, and that received from any one contributor, during the year, total contributions of the greater of **(1)** \$5,000 or **(2)** 2% of the amount on (i) Form 990, Part VIII, line 1h, or (ii) Form 990-EZ, line 1. Complete Parts I and II.

For an organization described in section 501(c)(7), (8), or (10) filing Form 990 or 990-EZ that received from any one contributor, during the year, total contributions of more than \$1,000 exclusively for religious, charitable, scientific, literary, or educational purposes, or for the prevention of cruelty to children or animals. Complete Parts I, II, and III.

For an organization described in section 501(c)(7), (8), or (10) filing Form 990 or 990-EZ that received from any one contributor, during the year, contributions exclusively for religious, charitable, etc., purposes, but no such contributions totaled more than \$1,000. If this box is checked, enter here the total contributions that were received during the year for an exclusively religious, charitable, etc., purpose. Do not complete any of the parts unless the **General Rule** applies to this organization because it received nonexclusively religious, charitable, etc., contributions totaling \$5,000 or more during the year ► \$

Caution. An organization that is not covered by the General Rule and/or the Special Rules does not file Schedule B (Form 990, 990-EZ, or 990-PF), but it **must** answer "No" on Part IV, line 2, of its Form 990; or check the box on line H of its Form 990-EZ or on its Form 990-PF, Part I, line 2, to certify that it does not meet the filing requirements of Schedule B (Form 990, 990-EZ, or 990-PF).

Name of organization CENTRAL FLORIDA ZOOLOGICAL	Employer identification number 59-1357197
---	---

Part I Contributors (see instructions). Use duplicate copies of Part I if additional space is needed.

(a) No.	(b) Name, address, and ZIP + 4	(c) Total contributions	(d) Type of contribution
1	BORELLI AND PARTNERS, INC. 720 VASSAR ST. ORLANDO FL 32804	\$ 140,613	Person <input type="checkbox"/> Payroll <input type="checkbox"/> Noncash <input checked="" type="checkbox"/> (Complete Part II for noncash contributions.)
2	DIVISION OF CULTURAL AFFAIRS FLORIDA DEPT. OF STATE DIVISION OF CULTURAL AFFAIRS TALLAHASSEE FL 32399	\$ 167,396	Person <input checked="" type="checkbox"/> Payroll <input type="checkbox"/> Noncash <input type="checkbox"/> (Complete Part II for noncash contributions.)
3	BRIGHT HOUSE NETWORKS 2251 LUCIEN WAY MAITLAND FL 32751	\$ 28,000	Person <input checked="" type="checkbox"/> Payroll <input type="checkbox"/> Noncash <input type="checkbox"/> (Complete Part II for noncash contributions.)
4	WAYNE M DENSCH CHARITIES INC. PO BOX 536845 ORLANDO FL 32853	\$ 22,008	Person <input checked="" type="checkbox"/> Payroll <input type="checkbox"/> Noncash <input type="checkbox"/> (Complete Part II for noncash contributions.)
5	BK HELEM CHARITABLE TRUST JENNIFER L CORY TEE GARFINKEL IMMIGRATION LAW FIRM 6100 FAIRVIEW RD STE 200 CHARLOTTE NC 28210-4257	\$ 15,368	Person <input checked="" type="checkbox"/> Payroll <input type="checkbox"/> Noncash <input type="checkbox"/> (Complete Part II for noncash contributions.)
6	SEMINOLE COUNTY TDC PO BOX 8080 SANFORD FL 32772	\$ 225,000	Person <input checked="" type="checkbox"/> Payroll <input type="checkbox"/> Noncash <input type="checkbox"/> (Complete Part II for noncash contributions.)

Name of organization CENTRAL FLORIDA ZOOLOGICAL	Employer identification number 59-1357197
---	---

Part I Contributors (see instructions). Use duplicate copies of Part I if additional space is needed.

(a) No.	(b) Name, address, and ZIP + 4	(c) Total contributions	(d) Type of contribution
7	TORO COMPANY 811 LYNDAL AVE S BLOOMINGTON MN 55420	\$ 10,524	Person <input type="checkbox"/> Payroll <input type="checkbox"/> Noncash <input checked="" type="checkbox"/> (Complete Part II for noncash contributions.)
8	IBC ENGINEERING DESIGN SERVICES 2295 S HIAWASSEE RD ORLANDO FL 32835	\$ 12,500	Person <input type="checkbox"/> Payroll <input type="checkbox"/> Noncash <input checked="" type="checkbox"/> (Complete Part II for noncash contributions.)
9	CHARLES BRANDON 5005 MAPLE GLEN SANFORD FL 32771	\$ 25,000	Person <input checked="" type="checkbox"/> Payroll <input type="checkbox"/> Noncash <input type="checkbox"/> (Complete Part II for noncash contributions.)
10	WILDLIFE FOUNDATION OF FLORIDA, INC. PO BOX 11010 TALLAHASSEE FL 32302	\$ 95,000	Person <input checked="" type="checkbox"/> Payroll <input type="checkbox"/> Noncash <input type="checkbox"/> (Complete Part II for noncash contributions.)
11	BOARD OF COUNTY COMMISSIONERS PO BOX 8080 SANFORD FL 32772-8080	\$ 75,000	Person <input checked="" type="checkbox"/> Payroll <input type="checkbox"/> Noncash <input type="checkbox"/> (Complete Part II for noncash contributions.)
.....	\$	Person <input type="checkbox"/> Payroll <input type="checkbox"/> Noncash <input type="checkbox"/> (Complete Part II for noncash contributions.)

Name of organization

CENTRAL FLORIDA ZOOLOGICAL

Employer identification number

59-1357197

Part II Noncash Property (see instructions). Use duplicate copies of Part II if additional space is needed.

(a) No. from Part I	(b) Description of noncash property given	(c) FMV (or estimate) (see instructions)	(d) Date received
1	EXHIBIT DESIGN WORK	\$ 140,613	12/29/15
7	MID DUTY WORKMAN TRACTOR	\$ 10,524	01/01/15
(a) No. from Part I	(b) Description of noncash property given	(c) FMV (or estimate) (see instructions)	(d) Date received
8	ENGINEERING FOR BEAR EXHIBIT	\$ 12,500	12/31/15
(a) No. from Part I	(b) Description of noncash property given	(c) FMV (or estimate) (see instructions)	(d) Date received
		\$	
(a) No. from Part I	(b) Description of noncash property given	(c) FMV (or estimate) (see instructions)	(d) Date received
		\$	
(a) No. from Part I	(b) Description of noncash property given	(c) FMV (or estimate) (see instructions)	(d) Date received
		\$	

SCHEDULE D (Form 990)

Department of the Treasury Internal Revenue Service

Supplemental Financial Statements

u Complete if the organization answered "Yes" on Form 990, Part IV, line 6, 7, 8, 9, 10, 11a, 11b, 11c, 11d, 11e, 11f, 12a, or 12b. u Attach to Form 990.

u Information about Schedule D (Form 990) and its instructions is at www.irs.gov/form990.

OMB No. 1545-0047

2015

Open to Public Inspection

Name of the organization

CENTRAL FLORIDA ZOOLOGICAL SOCIETY, INC.

Employer identification number

59-1357197

Part I Organizations Maintaining Donor Advised Funds or Other Similar Funds or Accounts.

Complete if the organization answered "Yes" on Form 990, Part IV, line 6.

Table with 2 columns: (a) Donor advised funds, (b) Funds and other accounts. Rows include: 1 Total number at end of year, 2 Aggregate value of contributions to (during year), 3 Aggregate value of grants from (during year), 4 Aggregate value at end of year, 5 Did the organization inform all donors and donor advisors in writing that the assets held in donor advised funds are the organization's property, subject to the organization's exclusive legal control?, 6 Did the organization inform all grantees, donors, and donor advisors in writing that grant funds can be used only for charitable purposes and not for the benefit of the donor or donor advisor, or for any other purpose conferring impermissible private benefit?

Part II Conservation Easements.

Complete if the organization answered "Yes" on Form 990, Part IV, line 7.

Table with 2 columns: (a) Donor advised funds, (b) Funds and other accounts. Rows include: 1 Purpose(s) of conservation easements held by the organization (check all that apply), 2 Complete lines 2a through 2d if the organization held a qualified conservation contribution in the form of a conservation easement on the last day of the tax year. (Sub-rows 2a-2d), 3 Number of conservation easements modified, transferred, released, extinguished, or terminated by the organization during the tax year u, 4 Number of states where property subject to conservation easement is located u, 5 Does the organization have a written policy regarding the periodic monitoring, inspection, handling of violations, and enforcement of the conservation easements it holds?, 6 Staff and volunteer hours devoted to monitoring, inspecting, handling of violations, and enforcing conservation easements during the year u, 7 Amount of expenses incurred in monitoring, inspecting, handling of violations, and enforcing conservation easements during the year u \$, 8 Does each conservation easement reported on line 2(d) above satisfy the requirements of section 170(h)(4)(B)(i) and section 170(h)(4)(B)(ii)?, 9 In Part XIII, describe how the organization reports conservation easements in its revenue and expense statement, and balance sheet, and include, if applicable, the text of the footnote to the organization's financial statements that describes the organization's accounting for conservation easements.

Part III Organizations Maintaining Collections of Art, Historical Treasures, or Other Similar Assets.

Complete if the organization answered "Yes" on Form 990, Part IV, line 8.

Table with 2 columns: (a) Donor advised funds, (b) Funds and other accounts. Rows include: 1a If the organization elected, as permitted under SFAS 116 (ASC 958), not to report in its revenue statement and balance sheet works of art, historical treasures, or other similar assets held for public exhibition, education, or research in furtherance of public service, provide, in Part XIII, the text of the footnote to its financial statements that describes these items. 1b If the organization elected, as permitted under SFAS 116 (ASC 958), to report in its revenue statement and balance sheet works of art, historical treasures, or other similar assets held for public exhibition, education, or research in furtherance of public service, provide the following amounts relating to these items: (i) Revenue included on Form 990, Part VIII, line 1 u \$, (ii) Assets included in Form 990, Part X u \$, 2 If the organization received or held works of art, historical treasures, or other similar assets for financial gain, provide the following amounts required to be reported under SFAS 116 (ASC 958) relating to these items: a Revenue included on Form 990, Part VIII, line 1 u \$, b Assets included in Form 990, Part X u \$

Part III Organizations Maintaining Collections of Art, Historical Treasures, or Other Similar Assets (continued)

- 3** Using the organization's acquisition, accession, and other records, check any of the following that are a significant use of its collection items (check all that apply):
- a** Public exhibition
 - b** Scholarly research
 - c** Preservation for future generations
 - d** Loan or exchange programs
 - e** Other
- 4** Provide a description of the organization's collections and explain how they further the organization's exempt purpose in Part XIII.
- 5** During the year, did the organization solicit or receive donations of art, historical treasures, or other similar assets to be sold to raise funds rather than to be maintained as part of the organization's collection? Yes No

Part IV Escrow and Custodial Arrangements.

Complete if the organization answered "Yes" on Form 990, Part IV, line 9, or reported an amount on Form 990, Part X, line 21.

- 1a** Is the organization an agent, trustee, custodian or other intermediary for contributions or other assets not included on Form 990, Part X? Yes No
- b** If "Yes," explain the arrangement in Part XIII and complete the following table:
- | | Amount |
|--|-----------|
| c Beginning balance | 1c |
| d Additions during the year | 1d |
| e Distributions during the year | 1e |
| f Ending balance | 1f |
- 2a** Did the organization include an amount on Form 990, Part X, line 21, for escrow or custodial account liability? Yes No
- b** If "Yes," explain the arrangement in Part XIII. Check here if the explanation has been provided on Part XIII

Part V Endowment Funds.

Complete if the organization answered "Yes" on Form 990, Part IV, line 10.

	(a) Current year	(b) Prior year	(c) Two years back	(d) Three years back	(e) Four years back
1a Beginning of year balance					
b Contributions					
c Net investment earnings, gains, and losses					
d Grants or scholarships					
e Other expenditures for facilities and programs					
f Administrative expenses					
g End of year balance					

- 2** Provide the estimated percentage of the current year end balance (line 1g, column (a)) held as:
- a** Board designated or quasi-endowment **u**
 - b** Permanent endowment **u**
 - c** Temporarily restricted endowment **u**
- The percentages on lines 2a, 2b, and 2c should equal 100%.
- 3a** Are there endowment funds not in the possession of the organization that are held and administered for the organization by:
- | | Yes | No |
|--|---------------|----|
| (i) unrelated organizations | 3a(i) | |
| (ii) related organizations | 3a(ii) | |
- b** If "Yes" on line 3a(ii), are the related organizations listed as required on Schedule R?
- 3b**
- 4** Describe in Part XIII the intended uses of the organization's endowment funds.

Part VI Land, Buildings, and Equipment.

Complete if the organization answered "Yes" on Form 990, Part IV, line 11a. See Form 990, Part X, line 10.

Description of property	(a) Cost or other basis (investment)	(b) Cost or other basis (other)	(c) Accumulated depreciation	(d) Book value
1a Land		598,493		598,493
b Buildings		5,571,262	1,489,895	4,081,367
c Leasehold improvements		4,860,509	2,018,571	2,841,938
d Equipment		1,171,459	622,379	549,080
e Other		1,146,192	422,648	723,544
Total. Add lines 1a through 1e. (Column (d) must equal Form 990, Part X, column (B), line 10c.) u				8,794,422

Part VII Investments—Other Securities.

Complete if the organization answered "Yes" on Form 990, Part IV, line 11b. See Form 990, Part X, line 12.

(a) Description of security or category (including name of security)	(b) Book value	(c) Method of valuation: Cost or end-of-year market value
(1) Financial derivatives		
(2) Closely-held equity interests		
(3) Other		
(A)		
(B)		
(C)		
(D)		
(E)		
(F)		
(G)		
(H)		
Total. (Column (b) must equal Form 990, Part X, col. (B) line 12.) u		

Part VIII Investments—Program Related.

Complete if the organization answered "Yes" on Form 990, Part IV, line 11c. See Form 990, Part X, line 13.

(a) Description of investment	(b) Book value	(c) Method of valuation: Cost or end-of-year market value
(1)		
(2)		
(3)		
(4)		
(5)		
(6)		
(7)		
(8)		
(9)		
Total. (Column (b) must equal Form 990, Part X, col. (B) line 13.) u		

Part IX Other Assets.

Complete if the organization answered "Yes" on Form 990, Part IV, line 11d. See Form 990, Part X, line 15.

(a) Description	(b) Book value
(1)	
(2)	
(3)	
(4)	
(5)	
(6)	
(7)	
(8)	
(9)	
Total. (Column (b) must equal Form 990, Part X, col. (B) line 15.) u	

Part X Other Liabilities.

Complete if the organization answered "Yes" on Form 990, Part IV, line 11e or 11f. See Form 990, Part X, line 25.

1. (a) Description of liability	(b) Book value
(1) Federal income taxes	
(2) OTHER LIABILITIES	124,125
(3) ACCRUED COMPENSATED ABSENCES	37,952
(4) ACCRUED SALARIES	14,490
(5)	
(6)	
(7)	
(8)	
(9)	
Total. (Column (b) must equal Form 990, Part X, col. (B) line 25.) u	176,567

2. Liability for uncertain tax positions. In Part XIII, provide the text of the footnote to the organization's financial statements that reports the organization's liability for uncertain tax positions under FIN 48 (ASC 740). Check here if the text of the footnote has been provided in Part XIII

Part XI Reconciliation of Revenue per Audited Financial Statements With Revenue per Return.

Complete if the organization answered "Yes" on Form 990, Part IV, line 12a.

1	Total revenue, gains, and other support per audited financial statements		1	4,833,251
2	Amounts included on line 1 but not on Form 990, Part VIII, line 12:			
a	Net unrealized gains (losses) on investments	2a		
b	Donated services and use of facilities	2b		
c	Recoveries of prior year grants	2c		
d	Other (Describe in Part XIII.)	2d		
e	Add lines 2a through 2d		2e	
3	Subtract line 2e from line 1		3	4,833,251
4	Amounts included on Form 990, Part VIII, line 12, but not on line 1:			
a	Investment expenses not included on Form 990, Part VIII, line 7b	4a		
b	Other (Describe in Part XIII.)	4b		
c	Add lines 4a and 4b		4c	
5	Total revenue. Add lines 3 and 4c . (This must equal Form 990, Part I, line 12.)		5	4,833,251

Part XII Reconciliation of Expenses per Audited Financial Statements With Expenses per Return.

Complete if the organization answered "Yes" on Form 990, Part IV, line 12a.

1	Total expenses and losses per audited financial statements		1	4,729,812
2	Amounts included on line 1 but not on Form 990, Part IX, line 25:			
a	Donated services and use of facilities	2a		
b	Prior year adjustments	2b		
c	Other losses	2c		
d	Other (Describe in Part XIII.)	2d		
e	Add lines 2a through 2d		2e	
3	Subtract line 2e from line 1		3	4,729,812
4	Amounts included on Form 990, Part IX, line 25, but not on line 1:			
a	Investment expenses not included on Form 990, Part VIII, line 7b	4a		
b	Other (Describe in Part XIII.)	4b		
c	Add lines 4a and 4b		4c	
5	Total expenses. Add lines 3 and 4c . (This must equal Form 990, Part I, line 18.)		5	4,729,812

Part XIII Supplemental Information.

Provide the descriptions required for Part II, lines 3, 5, and 9; Part III, lines 1a and 4; Part IV, lines 1b and 2b; Part V, line 4; Part X, line 2; Part XI, lines 2d and 4b; and Part XII, lines 2d and 4b. Also complete this part to provide any additional information.

PART X - FIN 48 FOOTNOTE

THE SOCIETY IS EXEMPT FROM INCOME TAXES UNDER SECTION 501(C) (3) OF THE INTERNAL REVENUE CODE. HOWEVER, INCOME FROM CERTAIN ACTIVITIES NOT DIRECTLY RELATED TO THE SOCIETY'S TAX-EXEMPT PURPOSE MAY BE SUBJECT TO TAXATION AS UNRELATED BUSINESS INCOME. IN ADDITION, THE SOCIETY QUALIFIES AS A PUBLIC CHARITY UNDER SECTIONS 509(A) (1) AND 170(B) (1) (A) (VI) OF THE INTERNAL REVENUE CODE.

THE SOCIETY ADOPTED THE PROVISIONS OF FASB INTERPRETATION NO. 48, ACCOUNTING FOR UNCERTAINTY IN INCOME TAXES (FASB ASC 740 - 10). UNDER THIS INTERPRETATION, THE SOCIETY IS REQUIRED TO EVALUATE EACH OF ITS TAX POSITIONS TO DETERMINE IF THEY ARE MORE LIKELY THAN NOT TO BE SUSTAINED IF THE TAXING AUTHORITY EXAMINES THE RESPECTIVE POSITION. A TAX POSITION

Part XIII Supplemental Information (continued)

INCLUDES AN ENTITY'S STATUS, INCLUDING ITS STATUS AS A 501 (C) (3), AND THE DECISION NOT TO FILE A TAX RETURN. THE SOCIETY HAS EVALUATED EACH OF ITS TAX POSITIONS AND HAS DETERMINED THAT NO PROVISION OR LIABILITY FOR INCOME TAXES IS NECESSARY.

THE SOCIETY FILES A FEDERAL INCOME TAX RETURN AND IS NO LONGER SUBJECT TO U.S. FEDERAL INCOME TAX EXAMINATION BY TAX AUTHORITIES FOR YEARS BEFORE 2013.

THE SOCIETY HAS MINIMAL UNRELATED BUSINESS ACTIVITY GENERATED FROM THE RENTAL OF ONE OF ITS FACILITIES. FORM 990-T HAS NOT BEEN FILED SINCE 90% OF THE RENT INCOME ARE EXCLUDABLE RENTS FROM REAL PROPERTY, AS SUCH NO TAX PROVISIONS HAS BEEN RECORDED.

**SCHEDULE G
(Form 990 or 990-EZ)**

Supplemental Information Regarding Fundraising or Gaming Activities

OMB No. 1545-0047

Complete if the organization answered "Yes" on Form 990, Part IV, lines 17, 18, or 19, or if the organization entered more than \$15,000 on Form 990-EZ, line 6a.

2015

Department of the Treasury
Internal Revenue Service

U Attach to Form 990 or Form 990-EZ.

Open to Public Inspection

U Information about Schedule G (Form 990 or 990-EZ) and its instructions is at www.irs.gov/form990.

Name of the organization

**CENTRAL FLORIDA ZOOLOGICAL
SOCIETY, INC.**

Employer identification number

59-1357197

Part I Fundraising Activities. Complete if the organization answered "Yes" on Form 990, Part IV, line 17. Form 990-EZ filers are not required to complete this part.

1 Indicate whether the organization raised funds through any of the following activities. Check all that apply.

- a Mail solicitations
- b Internet and email solicitations
- c Phone solicitations
- d In-person solicitations
- e Solicitation of non-government grants
- f Solicitation of government grants
- g Special fundraising events

2a Did the organization have a written or oral agreement with any individual (including officers, directors, trustees or key employees listed in Form 990, Part VII) or entity in connection with professional fundraising services? Yes No

b If "Yes," list the ten highest paid individuals or entities (fundraisers) pursuant to agreements under which the fundraiser is to be compensated at least \$5,000 by the organization.

	(i) Name and address of individual or entity (fundraiser)	(ii) Activity	(iii) Did fundraiser have custody or control of contributions?		(iv) Gross receipts from activity	(v) Amount paid to (or retained by) fundraiser listed in col. (i)	(vi) Amount paid to (or retained by) organization
			Yes	No			
1							
2							
3							
4							
5							
6							
7							
8							
9							
10							
Total							

3 List all states in which the organization is registered or licensed to solicit contributions or has been notified it is exempt from registration or licensing.

.....

.....

.....

.....

.....

Part II Fundraising Events. Complete if the organization answered "Yes" on Form 990, Part IV, line 18, or reported more than \$15,000 of fundraising event contributions and gross income on Form 990-EZ, lines 1 and 6b. List events with gross receipts greater than \$5,000.

		(a) Event #1	(b) Event #2	(c) Other events	(d) Total events (add col. (a) through col. (c))
Revenue		<u>BLACK TIE PROMO</u> <small>(event type)</small>	<u>BREWS AT THE ZO</u> <small>(event type)</small>	<u>NONE</u> <small>(total number)</small>	
	1 Gross receipts	120,985	73,478		194,463
	2 Less: Contributions				
3 Gross income (line 1 minus line 2)	120,985	73,478		194,463	
Direct Expenses	4 Cash prizes				
	5 Noncash prizes				
	6 Rent/facility costs				
	7 Food and beverages				
	8 Entertainment				
	9 Other direct expenses	47,055	23,756		70,811
	10 Direct expense summary. Add lines 4 through 9 in column (d)				70,811
11 Net income summary. Subtract line 10 from line 3, column (d)				123,652	

Part III Gaming. Complete if the organization answered "Yes" on Form 990, Part IV, line 19, or reported more than \$15,000 on Form 990-EZ, line 6a.

		(a) Bingo	(b) Pull tabs/instant bingo/progressive bingo	(c) Other gaming	(d) Total gaming (add col. (a) through col. (c))
Revenue	1 Gross revenue				
Direct Expenses	2 Cash prizes				
	3 Noncash prizes				
	4 Rent/facility costs				
	5 Other direct expenses				
	6 Volunteer labor	<input type="checkbox"/> Yes % <input type="checkbox"/> No %	<input type="checkbox"/> Yes % <input type="checkbox"/> No %	<input type="checkbox"/> Yes % <input type="checkbox"/> No %	
7 Direct expense summary. Add lines 2 through 5 in column (d)					
8 Net gaming income summary. Subtract line 7 from line 1, column (d)					

9 Enter the state(s) in which the organization conducts gaming activities:

a Is the organization licensed to conduct gaming activities in each of these states? Yes No

b If "No," explain:

10a Were any of the organization's gaming licenses revoked, suspended or terminated during the tax year? Yes No

b If "Yes," explain:

11 Does the organization conduct gaming activities with nonmembers? Yes No

12 Is the organization a grantor, beneficiary or trustee of a trust or a member of a partnership or other entity formed to administer charitable gaming? Yes No

13 Indicate the percentage of gaming activity conducted in:

a	The organization's facility	13a	%
b	An outside facility	13b	%

14 Enter the name and address of the person who prepares the organization's gaming/special events books and records:

Name u

Address u

15a Does the organization have a contract with a third party from whom the organization receives gaming revenue? Yes No

b If "Yes," enter the amount of gaming revenue received by the organization u \$ and the amount of gaming revenue retained by the third party u \$

c If "Yes," enter name and address of the third party:

Name u

Address u

16 Gaming manager information:

Name u

Gaming manager compensation u \$

Description of services provided u

Director/officer Employee Independent contractor

17 Mandatory distributions:

a Is the organization required under state law to make charitable distributions from the gaming proceeds to retain the state gaming license? Yes No

b Enter the amount of distributions required under state law to be distributed to other exempt organizations or spent in the organization's own exempt activities during the tax year u \$

Part IV Supplemental Information. Provide the explanations required by Part I, line 2b, columns (iii) and (v); and Part III, lines 9, 9b, 10b, 15b, 15c, 16, and 17b, as applicable. Also provide any additional information (see instructions).

.....

SCHEDULE L
(Form 990 or 990-EZ)

Department of the Treasury
Internal Revenue Service

Transactions With Interested Persons

u Complete if the organization answered "Yes" on Form 990, Part IV, line 25a, 25b, 26, 27, 28a, 28b, or 28c, or Form 990-EZ, Part V, line 38a or 40b.

u Attach to Form 990 or Form 990-EZ.

u Information about Schedule L (Form 990 or 990-EZ) and its instructions is at www.irs.gov/form990.

OMB No. 1545-0047

2015

Open To Public Inspection

Name of the organization

**CENTRAL FLORIDA ZOOLOGICAL
SOCIETY, INC.**

Employer identification number

59-1357197

Part I Excess Benefit Transactions (section 501(c)(3), section 501(c)(4), and 501(c)(29) organizations only).

Complete if the organization answered "Yes" on Form 990, Part IV, line 25a or 25b, or Form 990-EZ, Part V, line 40b.

1	(a) Name of disqualified person	(b) Relationship between disqualified person and organization	(c) Description of transaction	(d) Corrected?	
				Yes	No
(1)					
(2)					
(3)					
(4)					
(5)					
(6)					

- 2 Enter the amount of tax incurred by the organization managers or disqualified persons during the year under section 4958 **u** \$ _____
- 3 Enter the amount of tax, if any, on line 2, above, reimbursed by the organization **u** \$ _____

Part II Loans to and/or From Interested Persons.

Complete if the organization answered "Yes" on Form 990-EZ, Part V, line 38a or Form 990, Part IV, line 26; or if the organization reported an amount on Form 990, Part X, line 5, 6, or 22.

1	(a) Name of interested person	(b) Relationship with organization	(c) Purpose of loan	(d) Loan to or from the org.?		(e) Original principal amount	(f) Balance due	(g) In default?		(h) Approved by board or committee?		(i) Written agreement?	
				To	From			Yes	No	Yes	No	Yes	No
(1)													
(2)													
(3)													
(4)													
(5)													
(6)													
(7)													
(8)													
(9)													
(10)													

Total **u** \$ _____

Part III Grants or Assistance Benefiting Interested Persons.

Complete if the organization answered "Yes" on Form 990, Part IV, line 27.

1	(a) Name of interested person	(b) Relationship between interested person and the organization	(c) Amount of assistance	(d) Type of assistance	(e) Purpose of assistance
(1)					
(2)					
(3)					
(4)					
(5)					
(6)					
(7)					
(8)					
(9)					
(10)					

**SCHEDULE M
(Form 990)**

Noncash Contributions

OMB No. 1545-0047

2015

**Open To Public
Inspection**

Department of the Treasury
Internal Revenue Service

u Complete if the organizations answered "Yes" on Form 990, Part IV, lines 29 or 30.
u Attach to Form 990.
u Information about Schedule M (Form 990) and its instructions is at www.irs.gov/form990.

Name of the organization **CENTRAL FLORIDA ZOOLOGICAL SOCIETY, INC.** Employer identification number **59-1357197**

Part I Types of Property

	(a) Check if applicable	(b) Number of contributions or items contributed	(c) Noncash contribution amounts reported on Form 990, Part VIII, line 1g	(d) Method of determining noncash contribution amounts
1 Art — Works of art				
2 Art — Historical treasures				
3 Art — Fractional interests				
4 Books and publications				
5 Clothing and household goods				
6 Cars and other vehicles				
7 Boats and planes				
8 Intellectual property				
9 Securities — Publicly traded				
10 Securities — Closely held stock				
11 Securities — Partnership, LLC, or trust interests				
12 Securities — Miscellaneous				
13 Qualified conservation contribution — Historic structures				
14 Qualified conservation contribution — Other				
15 Real estate — Residential				
16 Real estate — Commercial				
17 Real estate — Other				
18 Collectibles				
19 Food inventory				
20 Drugs and medical supplies				
21 Taxidermy				
22 Historical artifacts				
23 Scientific specimens				
24 Archeological artifacts				
25 Other u ()				
26 Other u ()				
27 Other u (TORO TRACTOR)	X	1	10,524	INVOICE-FAIR MARKET VALUE
28 Other u (EXHIBIT DESIGN)	X	2	153,113	INVOICE-FAIR MARKET VALUE

29 Number of Forms 8283 received by the organization during the tax year for contributions for which the organization completed Form 8283, Part IV, Donee Acknowledgement **29**

	Yes	No
30a During the year, did the organization receive by contribution any property reported in Part I, lines 1 through 28, that it must hold for at least three years from the date of the initial contribution, and which is not required to be used for exempt purposes for the entire holding period?		X
b If "Yes," describe the arrangement in Part II.		
31 Does the organization have a gift acceptance policy that requires the review of any non-standard contributions?		X
32a Does the organization hire or use third parties or related organizations to solicit, process, or sell noncash contributions?		X
b If "Yes," describe in Part II.		
33 If the organization did not report an amount in column (c) for a type of property for which column (a) is checked, describe in Part II.		

SCHEDULE O
(Form 990 or 990-EZ)

Supplemental Information to Form 990 or 990-EZ

OMB No. 1545-0047

Complete to provide information for responses to specific questions on
Form 990 or 990-EZ or to provide any additional information.

2015

Department of the Treasury
Internal Revenue Service

Attach to Form 990 or 990-EZ.

**Open to Public
Inspection**

Information about Schedule O (Form 990 or 990-EZ) and its instructions is at www.irs.gov/form990.

Name of the organization

**CENTRAL FLORIDA ZOOLOGICAL
SOCIETY, INC.**

Employer identification number

59-1357197

FORM 990 - ORGANIZATION'S MISSION

THE CENTRAL FLORIDA ZOOLOGICAL PARK IS DEDICATED TO PRESERVING THE BEAUTY AND WONDER OF ANIMALS AND THEIR HABITATS. WE ARE COMMITTED TO SHARING OUR KNOWLEDGE, ENGAGING VISITORS, AND CELEBRATING OUR NATURAL WORLD.

CONSERVATION OF ANIMALS IS PARAMOUNT; MANY ENDANGERED SPECIES ENTRUSTED TO OUR CARE MAY SOON BE EXTINCT IN THE WILD. CAPTIVE BREEDING PROGRAMS MAY BE THEIR ONLY HOPE FOR SURVIVAL. SPECIES SURVIVAL PLANS, COORDINATED THROUGH THE ASSOCIATION OF ZOOS & AQUARIUMS, ARE ATTEMPTING TO MAINTAIN GENETIC DIVERSITY TO ENSURE HEALTHY, VIGOROUS ANIMALS TO REPRODUCE NOW AND IN THE FUTURE. BEYOND THIS, SSPS PARTICIPATE IN A VARIETY OF OTHER COOPERATIVE CONSERVATION ACTIVITIES SUCH AS RESEARCH, PUBLIC EDUCATION, REINTRODUCTION AND FIELD PROJECTS. THE CENTRAL FLORIDA ZOO PARTICIPATES IN 12 SSP PROGRAMS.

FORM 990, PART I, LINE 6

THE SOCIETY TRAINS INDIVIDUALS TO SERVE AS VOLUNTEER ZOOLOGICAL PARK TOUR GUIDES. IN ADDITION MANY OTHER INDIVIDUALS VOLUNTEER THEIR TIME AND EFFORT ON A VARIETY OF ADMINISTRATIVE AND FUND RAISING TASKS. IN 2015 APPROXIMATELY 211 VOLUNTEERS DONATED APPROXIMATELY 27,000 HOURS OF SERVICE.

FORM 990, PART III, LINE 4A - FIRST ACCOMPLISHMENT

EMPOWER AND EDUCATE- WE GIVE OUR GUESTS, STAFF, VOLUNTEERS AND THE COMMUNITIES WE SERVE THE KNOWLEDGE AND TOOLS TO TAKE POSITIVE ACTION FOR ALL SPECIES. WE WILL ACCOMPLISH THIS BY: UTILIZING THE ZOO THROUGH ITS

Name of the organization

CENTRAL FLORIDA ZOOLOGICAL

Employer identification number

59-1357197

STAFF, ANIMALS AND EXHIBITS IN TARGETED EDUCATIONAL PROGRAMS THAT WILL PROVIDE INFORMATION, ACTIVITIES AND EXPERIENCES TO PROMOTE AN UNDERSTANDING OF THE ZOO'S ANIMAL COLLECTION AND THE HABITATS THEY LIVE.

FORM 990, PART III, LINE 4D - ALL OTHER ACCOMPLISHMENT

THE SOCIETY ALSO OPERATES THE ORIANNE CENTER FOR INDIGO CONSERVATION (OCIC) THE MAIN GOAL OF THE PROGRAM IS TO FACILITATE A COMPREHENSIVE APPROACH TO LONG-TERM CAPTIVE BREEDING PROGRAMS FOR EASTERN INDIGO SNAKES AND THE IMPORTANCE OF CONSERVATION AND PROMOTION OF PUBLIC EDUCATION AND TO FOSTER TOLERANCE OF SNAKES IN OUR NATURAL COMMUNITIES. IN THE CURRENT YEAR THE OCIC HATCHED A RECORD 67 EASTERN INDIGO SNAKES.

FORM 990, PART V, LINE 3B - FORM 990-T NOT FILED EXPLANATION

90% OF THE RENTAL INCOME IS FROM REAL PROPERTY RENT . RENTAL INCOME FROM PERSONAL PROPERTY, WHICH MAY BE SUBJECT TO 990-T FILING WAS LESS THAN 10% OF THE RENTAL INCOME.

FORM 990, PART VI, LINE 11B - ORGANIZATION'S PROCESS TO REVIEW FORM 990

THE MANAGEMENT TEAM OF THE ORGANIZATION REVIEWS AND APPROVES THE FORM 990 FILING AND THEN PRESENTS IT FOR REVIEW AND APPROVAL BY THE BOARD. THE REVIEW PROCESS CONSISTS OF THE BOARD EXAMINING THE DOCUMENT AND ASKING THE MANAGEMENT TEAM QUESTIONS ABOUT THE FORM 990. ONCE THE BOARD IS SATISFIED, THEY APPROVE THE FILING OF THE TAX RETURN.

FORM 990, PART VI, LINE 15A - COMPENSATION PROCESS FOR TOP OFFICIAL

THE BOARD CONDUCTS LIMITED REVIEW AND APPROVAL OF THE COMPENSATION, BY APPROVING THE INITIAL SALARY AND RAISES THEREAFTER. THE REVIEW CONSISTS OF

Name of the organization

Employer identification number

CENTRAL FLORIDA ZOOLOGICAL

59-1357197

BOTH FORMAL AND INFORMAL ANALYSIS OF THE CEO FROM AN INDIVIDUAL AND AGGREGATE PERSPECTIVE. IN ESTABLISHING COMPENSATION LEVELS THE BOARD LOOKS AT COMPARABLE DATA AND ENTITY RESULTS.

FORM 990, PART VI, LINE 19 - GOVERNING DOCUMENTS DISCLOSURE EXPLANATION MADE AVAILABLE UPON REQUEST.

Form **4562**

Depreciation and Amortization
(Including Information on Listed Property)
u Attach to your tax return.

OMB No. 1545-0172

2015

Attachment Sequence No. **179**

Department of the Treasury
Internal Revenue Service (99)

u Information about Form 4562 and its separate instructions is at www.irs.gov/form4562.

Name(s) shown on return **CENTRAL FLORIDA ZOOLOGICAL SOCIETY, INC.**

Identifying number
59-1357197

Business or activity to which this form relates

INDIRECT DEPRECIATION

Part I Election To Expense Certain Property Under Section 179

Note: If you have any listed property, complete Part V before you complete Part I.

1	Maximum amount (see instructions)	1	500,000
2	Total cost of section 179 property placed in service (see instructions)	2	
3	Threshold cost of section 179 property before reduction in limitation (see instructions)	3	2,000,000
4	Reduction in limitation. Subtract line 3 from line 2. If zero or less, enter -0-	4	
5	Dollar limitation for tax year. Subtract line 4 from line 1. If zero or less, enter -0-. If married filing separately, see instructions	5	
6	(a) Description of property	(b) Cost (business use only)	(c) Elected cost
7	Listed property. Enter the amount from line 29	7	
8	Total elected cost of section 179 property. Add amounts in column (c), lines 6 and 7	8	
9	Tentative deduction. Enter the smaller of line 5 or line 8	9	
10	Carryover of disallowed deduction from line 13 of your 2014 Form 4562	10	
11	Business income limitation. Enter the smaller of business income (not less than zero) or line 5 (see instructions)	11	
12	Section 179 expense deduction. Add lines 9 and 10, but do not enter more than line 11	12	
13	Carryover of disallowed deduction to 2016. Add lines 9 and 10, less line 12	13	

Note: Do not use Part II or Part III below for listed property. Instead, use Part V.

Part II Special Depreciation Allowance and Other Depreciation (Do not include listed property.) (See instructions.)

14	Special depreciation allowance for qualified property (other than listed property) placed in service during the tax year (see instructions)	14	
15	Property subject to section 168(f)(1) election	15	
16	Other depreciation (including ACRS)	16	585,723

Part III MACRS Depreciation (Do not include listed property.) (See instructions.)

Section A

17	MACRS deductions for assets placed in service in tax years beginning before 2015	17	0
18	If you are electing to group any assets placed in service during the tax year into one or more general asset accounts, check here <input checked="" type="checkbox"/> u <input type="checkbox"/>		

Section B—Assets Placed in Service During 2015 Tax Year Using the General Depreciation System

(a) Classification of property	(b) Month and year placed in service	(c) Basis for depreciation (business/investment use only—see instructions)	(d) Recovery period	(e) Convention	(f) Method	(g) Depreciation deduction
19a 3-year property						
b 5-year property						
c 7-year property						
d 10-year property						
e 15-year property						
f 20-year property						
g 25-year property			25 yrs.		S/L	
h Residential rental property			27.5 yrs.	MM	S/L	
i Nonresidential real property			39 yrs.	MM	S/L	

Section C—Assets Placed in Service During 2015 Tax Year Using the Alternative Depreciation System

20a Class life					S/L	
b 12-year			12 yrs.		S/L	
c 40-year			40 yrs.	MM	S/L	

Part IV Summary (See instructions.)

21	Listed property. Enter amount from line 28	21	
22	Total. Add amounts from line 12, lines 14 through 17, lines 19 and 20 in column (g), and line 21. Enter here and on the appropriate lines of your return. Partnerships and S corporations—see instructions	22	585,723
23	For assets shown above and placed in service during the current year, enter the portion of the basis attributable to section 263A costs	23	

For Paperwork Reduction Act Notice, see separate instructions.

Form **4562** (2015)

59-1357197

Federal Asset Report

FYE: 12/31/2015

Form 990, Page 1

Asset	Description	Date In Service	Cost	Bus %	Sec 179 Bonus	Basis for Depr	Per Conv Meth	Prior	Current
Other Depreciation:									
7	CONCESSION/GIFT BUILDING	7/30/75	36,256			36,256	40 MO S/L	35,727	529
8	ADMISSIONS BUILDING	7/30/75	14,948			14,948	40 MO S/L	14,730	218
	Mass Sale: 12/31/15								
9	ANIMAL COMMISSARY	7/30/75	13,812			13,812	40 MO S/L	13,611	201
15	NORTH MAIN EXHIBIT AREA	7/31/75	29,700			29,700	40 MO S/L	29,267	433
16	S.E. MAIN EXHIBIT AREA	7/31/75	29,700			29,700	40 MO S/L	29,267	433
17	WEST MAIN EXHIBIT AREA	7/31/75	29,700			29,700	40 MO S/L	29,267	433
18	ISOLATED COMFORT STATION	7/31/75	17,400			17,400	40 MO S/L	17,146	254
	Mass Sale: 12/31/15								
20	SM CROCODILIANS EXHIBIT	7/31/75	1,500			1,500	20 MO S/L	1,500	0
25	WISHING WELL PAVILION	12/30/76	3,850			3,850	15 MO S/L	3,850	0
26	QUARANTINE AREA	12/31/76	2,000			2,000	15 MO S/L	2,000	0
27	PSITTICINE BREEDING CAGE	6/30/77	907			907	10 MO S/L	907	0
	Mass Sale: 12/31/15								
28	PSITTICINE BREEDING CAGE	6/30/77	1,500			1,500	10 MO S/L	1,500	0
	Mass Sale: 12/31/15								
29	GASOLINE TANK 500 GAL	8/30/77	438			438	10 MO S/L	438	0
30	DIESEL TANK 500 GAL	8/30/77	438			438	10 MO S/L	438	0
31	AMERICAN ALLIGATOR EXHIBI	8/31/77	2,500			2,500	10 MO S/L	2,500	0
32	SM MAMMAL SQUEEZE CAGE	3/30/78	406			406	10 MO S/L	406	0
	Mass Sale: 12/31/15								
33	ADMINISTRATIVE BUILDING	6/30/78	32,000			32,000	40 MO S/L	29,200	800
34	MEDICAL TREATMENT BLDG	6/30/78	19,886			19,886	40 MO S/L	18,146	497
35	ALUMINUM TRANSFER CAGE	7/30/78	304			304	10 MO S/L	304	0
	Mass Sale: 12/31/15								
36	GILA MONSTER	8/15/78	350			350	15 MO S/L	350	0
	Mass Sale: 12/31/15								
37	GILA MONSTER	8/15/78	350			350	15 MO S/L	350	0
	Mass Sale: 12/31/15								
38	BINOCULAR MICROSCOPE	8/30/78	700			700	10 MO S/L	700	0
	Mass Sale: 12/31/15								
39	OASIS WATER FOUNTAIN	8/30/78	250			250	10 MO S/L	250	0
	Mass Sale: 12/31/15								
40	AUXILIARY WELL/PUMP BLDG	5/30/79	763			763	10 MO S/L	763	0
	Mass Sale: 12/31/15								
41	DRY FEED STORAGE REEFER	2/28/80	250			250	5 MO S/L	250	0
	Mass Sale: 12/31/15								
42	WATER/SLUDGE PUMP TEEL	8/30/80	911			911	5 MO S/L	911	0
	Mass Sale: 12/31/15								
43	CHAIN LINK STORAGE SHED	12/30/80	500			500	20 MO S/L	500	0
	Mass Sale: 12/31/15								
44	3 COMPARTMENT SS SINK	12/31/80	358			358	10 MO S/L	358	0
	Mass Sale: 12/31/15								
45	AMERICAN ALLIGATOR	3/29/81	500			500	15 MO S/L	500	0
46	AMERICAN ALLIGATOR	3/29/81	400			400	15 MO S/L	400	0
48	AMERICAN CROCODILE EXHIBI	6/30/81	3,391			3,391	10 MO S/L	3,391	0
49	BLACKHANDED SPIDER MONKEY	1/16/82	750			750	15 MO S/L	750	0
50	BLACKHANDED SPIDER MONKEY	2/22/82	750			750	15 MO S/L	750	0
51	EASTERN INDIGO SNAKE	11/20/82	100			100	9 MO S/L	100	0
52	RED-FRONTED MACAW	12/02/82	750			750	29 MO S/L	750	0
53	RED-FRONTED MACAW	12/02/82	750			750	29 MO S/L	750	0
54	RED-LORED AMAZON	12/21/82	250			250	38 MO S/L	211	6
55	ELEPHANT EXHIBIT BUILDING	12/31/82	115,772			115,772	20 MO S/L	115,772	0
56	FENCE SHADE SCREENING	12/31/82	2,664			2,664	5 MO S/L	2,664	0
	Mass Sale: 12/31/15								
57	SULPHUR-CRESTED COCKATOO	1/26/83	600			600	36 MO S/L	532	17
58	TOCO TOUCAN	9/08/83	1,500			1,500	9 MO S/L	1,500	0
59	GOFFIN'S COCKATOO	10/06/83	500			500	29 MO S/L	500	0
60	GILA MONSTER	12/08/83	350			350	15 MO S/L	350	0
	Mass Sale: 12/31/15								
61	REPTILE EXHIBIT BUILDING	6/30/84	53,000			53,000	25 MO S/L	53,000	0
62	CONC/GIFT/ADMISS ROOF REP	6/30/84	4,828			4,828	5 MO S/L	4,828	0
65	SIAMANG	11/19/84	500			500	8 MO S/L	500	0
	Mass Sale: 12/31/15								
66	CHAIN LINK FENCING	6/30/85	2,455			2,455	15 MO S/L	2,455	0
	Mass Sale: 12/31/15								
67	PERIMETER FENCE ADDITION	8/30/85	7,170			7,170	15 MO S/L	7,170	0
68	ISOLETTE INCUBATOR C-86	11/30/85	450			450	5 MO S/L	450	0

59-1357197

Federal Asset Report

FYE: 12/31/2015

Form 990, Page 1

Asset	Description	Date In Service	Cost	Bus %	Sec 179 Bonus	Basis for Depr	Per Conv Meth	Prior	Current
70	TIGER EXHIBIT RENOVATION Mass Sale: 12/31/15	2/28/86	2,287			2,287	10 MO S/L	2,287	0
71	ANIMAL COMMISSARY	2/28/86	2,127			2,127	40 MO S/L	1,533	53
72	COMPRESSOR Mass Sale: 12/31/15	7/30/86	755			755	5 MO S/L	755	0
73	BLACKHANDED SPIDER MONKEY	8/22/86	500			500	14 MO S/L	500	0
102	GE ISOLETTE Mass Sale: 12/31/15	3/30/88	600			600	5 MO S/L	600	0
103	REPTILE BOARDWALK Mass Sale: 12/31/15	3/31/88	3,525			3,525	5 MO S/L	3,525	0
104	EAST AFRICAN GREEN MAMBA	4/04/88	450			450	16 MO S/L	450	0
105	EAST AFRICAN GREEN MAMBA	4/04/88	450			450	16 MO S/L	450	0
106	CONCESSIONS DRAIN FIELD	5/30/88	2,675			2,675	10 MO S/L	2,675	0
107	MAINTENANCE POLE BARN	10/30/88	1,500			1,500	15 MO S/L	1,500	0
108	TRIPLE BEAM SCALE Mass Sale: 12/31/15	10/30/88	135			135	5 MO S/L	135	0
109	MAKITA 7.25 INCH CIRCULAR SAW Mass Sale: 12/31/15	10/30/88	107			107	5 MO S/L	107	0
110	THE PAVILION	11/30/88	84,458			84,458	30 MO S/L	73,432	2,815
111	DOUBLE BASIN SS SINK Mass Sale: 12/31/15	12/30/88	402			402	5 MO S/L	402	0
112	CHILD ZOO WOOD FENCING Mass Sale: 12/31/15	12/30/88	400			400	10 MO S/L	400	0
113	AMERICAN CROCODILE	1/16/89	2,000			2,000	7 MO S/L	2,000	0
114	BLACK HOWLER MONKEY	2/20/89	750			750	17 MO S/L	750	0
115	MACAW ISOLATION CAGES	2/28/89	1,250			1,250	5 MO S/L	1,250	0
116	EAST AFRICAN GREEN MAMBA	4/01/89	450			450	15 MO S/L	450	0
117	RED-TAILED HAWK	6/30/89	670			670	5 MO S/L	670	0
118	GREY PARROT	7/03/89	400			400	37 MO S/L	276	10
119	WALTERSHEID AUGER SHAFT Mass Sale: 12/31/15	7/30/89	214			214	5 MO S/L	214	0
120	SPIRAL WISHING WELL	7/31/89	800			800	5 MO S/L	800	0
121	RIDGENOSE RATTLESNAKE	8/14/89	400			400	10 MO S/L	400	0
122	RIDGENOSE RATTLESNAKE	8/14/89	400			400	10 MO S/L	400	0
123	RIDGENOSE RATTLESNAKE	8/14/89	400			400	10 MO S/L	400	0
124	LESSER SPOT-NOSED GUENON	8/21/89	750			750	25 MO S/L	750	0
125	HITACHI 15 MITER SAW Mass Sale: 12/31/15	10/30/89	588			588	5 MO S/L	588	0
126	SPOT-NOSE GUENON RENOVATE	11/30/89	400			400	5 MO S/L	400	0
127	CARACAL EXHIBIT RENOVATE Mass Sale: 12/31/15	11/30/89	250			250	5 MO S/L	250	0
128	ADMIN OFFICE ADDITION	12/30/89	32,000			32,000	15 MO S/L	32,000	0
129	RHINOCEROS IGUANA	1/29/90	1,500			1,500	30 MO S/L	1,246	50
130	CROCODILLAN EXHIBITS (3)	2/28/90	6,103			6,103	5 MO S/L	6,103	0
131	CONCESSIONS BATHROOMS Mass Sale: 12/31/15	2/28/90	3,938			3,938	10 MO S/L	3,938	0
132	TOUCAN EXHIBIT	3/31/90	3,058			3,058	5 MO S/L	3,058	0
133	LILAC-CROWNED AMAZON	5/18/90	300			300	36 MO S/L	205	8
134	MAKITA 1.25HP ROUTER Mass Sale: 12/31/15	5/30/90	109			109	5 MO S/L	109	0
135	Giant Kingfisher	6/28/90	200			200	12 MO S/L	200	0
136	PREHENSILE-TAILED SKINK	6/29/90	150			150	8 MO S/L	150	0
137	ISOLATION AVARIES	6/30/90	4,970			4,970	5 MO S/L	4,970	0
138	ADMIN OFFICE ADDITION	6/30/90	1,540			1,540	15 MO S/L	1,540	0
139	LIZARD STATION Mass Sale: 12/31/15	6/30/90	1,191			1,191	5 MO S/L	1,191	0
140	KOOKABURRA EXHIBIT	6/30/90	747			747	5 MO S/L	747	0
141	Giant Kingfisher	8/21/90	200			200	13 MO S/L	200	0
142	FUHRMAN 12' EXTENSION NET Mass Sale: 12/31/15	8/30/90	240			240	5 MO S/L	240	0
143	PREHENSILE-TAILED SKINK Mass Sale: 12/31/15	9/12/90	150			150	8 MO S/L	150	0
144	ISOLATION WOOD FENCE Mass Sale: 12/31/15	10/30/90	900			900	10 MO S/L	900	0
145	SEPTIC TANK Mass Sale: 12/31/15	10/30/90	500			500	10 MO S/L	500	0
146	10 EXHIBIT SPECIES Mass Sale: 12/31/15	12/30/90	1,500			1,500	5 MO S/L	1,500	0
147	PREHENSILE-TAILED SKINK	2/10/91	150			150	8 MO S/L	150	0
148	SALMON-CRESTED COCKATOO	2/19/91	600			600	32 MO S/L	447	19
150	LIZARD COMPOUND ADD'L	3/31/91	966			966	10 MO S/L	966	0

59-1357197

Federal Asset Report

FYE: 12/31/2015

Form 990, Page 1

Asset	Description	Date In Service	Cost	Bus %	Sec 179 Bonus	Basis for Depr	Per Conv Meth	Prior	Current
151	PARROT NEST BOXES Mass Sale: 12/31/15	3/31/91	360			360	5 MO S/L	360	0
152	BIRD ISOLATION ADD'L Mass Sale: 12/31/15	3/31/91	357			357	10 MO S/L	357	0
153	SIAMANG SECURE FENCING Mass Sale: 12/31/15	3/31/91	263			263	10 MO S/L	263	0
154	KOOKABURRA SPECIES SIGN Mass Sale: 12/31/15	3/31/91	150			150	5 MO S/L	150	0
155	BUNNY COSTUME-E.E. HUNT Mass Sale: 12/31/15	4/30/91	350			350	3 MO S/L	350	0
156	CROCODILE MONITOR	7/19/91	750			750	27 MO S/L	651	27
157	KOOKABURRA EXHIBIT ADD'L	7/31/91	3,032			3,032	10 MO S/L	3,032	0
158	MEA-DRAINFIELD	8/15/91	1,750			1,750	5 MO S/L	1,750	0
159	GREEN-WINGED MACAW	8/22/91	1,000			1,000	28 MO S/L	833	36
160	ISOLETTE Mass Sale: 12/31/15	8/31/91	400			400	5 MO S/L	400	0
161	KINKAJOU	9/27/91	800			800	6 MO S/L	800	0
162	KINKAJOU	9/27/91	600			600	6 MO S/L	600	0
163	KINKAJOU	9/27/91	600			600	6 MO S/L	600	0
164	ANIMAL ADVENTURE EXHIBIT	11/30/91	32,576			32,576	25 MO S/L	30,079	1,303
165	MAIN EXHIBIT AREA Mass Sale: 12/31/15	11/30/91	1,430			1,430	10 MO S/L	1,430	0
166	SLOTH SHELTER UP-GRADE Mass Sale: 12/31/15	11/30/91	1,144			1,144	10 MO S/L	1,144	0
167	DEN SLIDES Mass Sale: 12/31/15	11/30/91	704			704	5 MO S/L	704	0
168	CONC BLDG ELEC UPGRADE Mass Sale: 12/31/15	12/01/91	380			380	5 MO S/L	380	0
169	REMINGTON 12 GA SHOT GUN Mass Sale: 12/31/15	1/07/92	169			169	5 MO S/L	169	0
170	PARK BENCH Mass Sale: 12/31/15	2/01/92	177			177	5 MO S/L	177	0
171	PARK BENCH Mass Sale: 12/31/15	2/01/92	177			177	5 MO S/L	177	0
172	PARK BENCH Mass Sale: 12/31/15	2/01/92	177			177	5 MO S/L	177	0
173	PARK BENCH Mass Sale: 12/31/15	2/01/92	177			177	5 MO S/L	177	0
174	PARK BENCH Mass Sale: 12/31/15	2/01/92	177			177	5 MO S/L	177	0
175	PARK BENCH Mass Sale: 12/31/15	2/01/92	177			177	5 MO S/L	177	0
176	PARK BENCH Mass Sale: 12/31/15	2/01/92	177			177	5 MO S/L	177	0
177	PARK BENCH Mass Sale: 12/31/15	2/01/92	177			177	5 MO S/L	177	0
178	PARK BENCH Mass Sale: 12/31/15	2/01/92	177			177	5 MO S/L	177	0
179	PARK BENCH Mass Sale: 12/31/15	2/01/92	177			177	5 MO S/L	177	0
180	PARK BENCH Mass Sale: 12/31/15	2/01/92	177			177	5 MO S/L	177	0
181	PARK BENCH Mass Sale: 12/31/15	2/01/92	177			177	5 MO S/L	177	0
182	PARK BENCH Mass Sale: 12/31/15	2/01/92	177			177	5 MO S/L	177	0
183	PARK BENCH Mass Sale: 12/31/15	2/01/92	177			177	5 MO S/L	177	0
184	PARK BENCH Mass Sale: 12/31/15	2/01/92	177			177	5 MO S/L	177	0
185	KINKAJOU	2/07/92	800			800	6 MO S/L	800	0
186	S.AM.YELLOW-FOOT TORTOISE Mass Sale: 12/31/15	2/24/92	100			100	25 MO S/L	91	4
187	RHINOCEROS IGUANA	3/09/92	1,500			1,500	33 MO S/L	1,038	45
188	FIBERGLASS DINOSAUR Mass Sale: 12/31/15	3/31/92	7,000			7,000	5 MO S/L	7,000	0
189	CEMENT F/PAVILION SLAB Mass Sale: 12/31/15	4/30/92	322			322	5 MO S/L	322	0
190	ELEC. SERV.INSTALLATION Mass Sale: 12/31/15	5/30/92	4,250			4,250	15 MO S/L	4,250	0

59-1357197

Federal Asset Report

FYE: 12/31/2015

Form 990, Page 1

Asset	Description	Date In Service	Cost	Bus %	Sec 179	Bonus	Basis for Depr	Per Conv	Meth	Prior	Current
191	CONCRETE SLAB/MAINTENANCE Mass Sale: 12/31/15	5/30/92	200				200	5	MO S/L	200	0
192	PANAMA YELLOW-CRND AMAZON	9/01/92	250				250	20	MO S/L	250	0
193	CONCRETE PROJECTS Mass Sale: 12/31/15	9/30/92	2,100				2,100	10	MO S/L	2,100	0
194	EAGLE EXHIBIT	10/31/92	12,655				12,655	10	MO S/L	12,655	0
195	REPTILE BOARDWALK	10/31/92	0				0	10	MO S/L	25,531	0
196	RHINOCEROS HORNBILL EXHIB	10/31/92	7,995				7,995	10	MO S/L	7,995	0
197	BOARDWALK-PHASE II	10/31/92	7,566				7,566	10	MO S/L	7,566	0
198	KIOSK	10/31/92	2,961				2,961	7	MO S/L	2,961	0
199	RAINFOREST DISPLAY	10/31/92	2,295				2,295	7	MO S/L	2,295	0
200	COMFORT STATION RENOVATIO Mass Sale: 12/31/15	10/31/92	1,313				1,313	7	MO S/L	1,313	0
201	CHAIN SAW 2.75 CU Mass Sale: 12/31/15	10/31/92	305				305	3	MO S/L	305	0
202	ENTRANCE ZOO SIGNS (2)	3/31/93	6,990				6,990	10	MO S/L	6,990	0
203	DECORATIVE BANNERS (12) Mass Sale: 12/31/15	3/31/93	3,925				3,925	3	MO S/L	3,925	0
204	MARQUEE (ENTRANCE) Mass Sale: 12/31/15	3/31/93	3,395				3,395	10	MO S/L	3,395	0
205	DIRECTIONSL SIGN Mass Sale: 12/31/15	3/31/93	2,510				2,510	10	MO S/L	2,510	0
206	DIRECTIONAL SIGN Mass Sale: 12/31/15	3/31/93	1,575				1,575	10	MO S/L	1,575	0
207	STAINLESS STEEL DB SINK Mass Sale: 12/31/15	3/31/93	175				175	5	MO S/L	175	0
208	STAR TORTOISE	4/02/93	400				400	10	MO S/L	400	0
209	RED-BILLED HORNBILL	4/07/93	100				100	3	MO S/L	100	0
210	PRIVACY FENCE Mass Sale: 12/31/15	4/15/93	1,117				1,117	10	MO S/L	1,117	0
211	12'X98' SHADE CLOTH Mass Sale: 12/31/15	5/31/93	56				56	3	MO S/L	56	0
212	TREK BOARDWALK	7/31/93	45,026				45,026	10	MO S/L	45,026	0
213	CLOUDED LEOPARD EXHIBIT	7/31/93	16,704				16,704	15	MO S/L	16,704	0
214	LIZARD EXHIBIT	7/31/93	4,186				4,186	10	MO S/L	4,186	0
215	SAFFRON TOUCONET EXHIBIT Mass Sale: 12/31/15	7/31/93	2,770				2,770	10	MO S/L	2,770	0
216	LIZARD COMPOUND Mass Sale: 12/31/15	9/30/93	3,685				3,685	10	MO S/L	3,685	0
217	COMFORT STATION Mass Sale: 12/31/15	9/30/93	2,972				2,972	10	MO S/L	2,972	0
218	HANDICAP PARKING Mass Sale: 12/31/15	9/30/93	1,341				1,341	10	MO S/L	1,341	0
219	KIOSK Mass Sale: 12/31/15	9/30/93	361				361	10	MO S/L	361	0
220	PARROT EXHIBIT Mass Sale: 12/31/15	10/31/93	644				644	10	MO S/L	644	0
221	MAIN SWITCH Mass Sale: 12/31/15	10/31/93	118				118	5	MO S/L	118	0
222	HOFFMAN'S TWO-TOED SLOTH Mass Sale: 12/31/15	10/31/93	100				100	3	MO S/L	100	0
223	PANAMA YEL-CROWNED AMAZON Mass Sale: 12/31/15	10/31/93	100				100	3	MO S/L	100	0
224	GREEN WINGED MACAW Mass Sale: 12/31/15	10/31/93	100				100	3	MO S/L	100	0
225	2 - SECURITY GATES Mass Sale: 12/31/15	11/30/93	1,147				1,147	5	MO S/L	1,147	0
226	CROCODILE ENCLOSURE	12/31/93	813				813	5	MO S/L	813	0
227	BLACK FOOTED CAT EXHIBIT	2/28/94	6,856				6,856	7	MO S/L	6,856	0
228	RED-TAILED HAWK	2/28/94	188				188	5	MO S/L	188	0
229	KINKAJOU	3/12/94	350				350	10	MO S/L	350	0
230	AMERICAN ALLIGATOR	3/24/94	100				100	20	MO S/L	100	0
231	ARUBA ISLAND RATTLESNAKE	4/23/94	250				250	10	MO S/L	250	0
232	ARUBA ISLAND RATTLESNAKE	4/23/94	250				250	10	MO S/L	250	0
233	SPIDER MONKEY	4/25/94	500				500	20	MO S/L	500	0
234	RUFFED LEMUR	4/27/94	500				500	10	MO S/L	500	0
235	RUFFED LEMUR	4/27/94	500				500	10	MO S/L	500	0
236	BULL HOOK Mass Sale: 12/31/15	4/30/94	108				108	3	MO S/L	108	0
237	TAWNY FROGMOUTH	5/04/94	200				200	5	MO S/L	200	0
238	COND. F/WALK-IN COOLER	5/31/94	1,024				1,024	5	MO S/L	1,024	0

59-1357197

Federal Asset Report

FYE: 12/31/2015

Form 990, Page 1

Asset	Description	Date In Service	Cost	Bus %	Sec 179 Bonus	Basis for Depr	Per Conv Meth	Prior	Current
291	8' METAL PICNIC TABLE Mass Sale: 12/31/15	12/31/95	238			238	5 MO S/L	238	0
292	8' METAL PICNIC TABLE Mass Sale: 12/31/15	12/31/95	238			238	5 MO S/L	238	0
293	8' METAL PICNIC TABLE Mass Sale: 12/31/15	12/31/95	238			238	5 MO S/L	238	0
294	8' METAL PICNIC TABLE Mass Sale: 12/31/15	12/31/95	238			238	5 MO S/L	238	0
295	8' METAL PICNIC TABLE Mass Sale: 12/31/15	12/31/95	238			238	5 MO S/L	238	0
296	8' METAL PICNIC TABLE Mass Sale: 12/31/15	12/31/95	238			238	5 MO S/L	238	0
297	8' METAL FREE STAND BENCH Mass Sale: 12/31/15	12/31/95	150			150	5 MO S/L	150	0
298	8' METAL FREE STAND BENCH Mass Sale: 12/31/15	12/31/95	150			150	5 MO S/L	150	0
299	8' METAL FREE STAND BENCH Mass Sale: 12/31/15	12/31/95	150			150	5 MO S/L	150	0
300	8' METAL FREE STAND BENCH Mass Sale: 12/31/15	12/31/95	150			150	5 MO S/L	150	0
301	8' METAL FREE STAND BENCH Mass Sale: 12/31/15	12/31/95	150			150	5 MO S/L	150	0
302	8' METAL FREE STAND BENCH Mass Sale: 12/31/15	12/31/95	150			150	5 MO S/L	150	0
303	RADIATED TORTOISE	2/29/96	500			500	15 MO S/L	500	0
304	MOTOROLA 2 CHANNEL RADIO Mass Sale: 12/31/15	2/29/96	342			342	3 MO S/L	342	0
305	SPIDER MONKEY	3/30/96	500			500	15 MO S/L	500	0
306	A\C - HEAT UNIT Mass Sale: 12/31/15	4/30/96	549			549	5 MO S/L	549	0
307	45GAL AQUARIUM STAND HOOD Mass Sale: 12/31/15	4/30/96	300			300	3 MO S/L	300	0
308	HYACINTH MACAW	5/17/96	5,000			5,000	30 MO S/L	3,097	167
309	SILVERY-CHEEKED HORNBILL	6/11/96	600			600	5 MO S/L	600	0
310	AWNING FEDUC BUILDING	7/31/96	3,500			3,500	5 MO S/L	3,500	0
311	AIR HANDLER RUDD 2 TON Mass Sale: 12/31/15	7/31/96	1,825			1,825	5 MO S/L	1,825	0
312	A\C W\HEAT 10000 BTU Mass Sale: 12/31/15	7/31/96	629			629	5 MO S/L	629	0
313	RED-SHOULDERED HAWK	8/23/96	100			100	6 MO S/L	100	0
314	CONFERENCE TABLE Mass Sale: 12/31/15	8/31/96	600			600	5 MO S/L	600	0
315	6'WOOD\METAL PICNIC TABLE Mass Sale: 12/31/15	8/31/96	208			208	3 MO S/L	208	0
316	6'WOOD\METAL PICNIC TABLE Mass Sale: 12/31/15	8/31/96	208			208	3 MO S/L	208	0
317	6'WOOD\METAL PICNIC TABLE Mass Sale: 12/31/15	8/31/96	208			208	3 MO S/L	208	0
318	6'WOOD\METAL PICNIC TABLE Mass Sale: 12/31/15	8/31/96	208			208	3 MO S/L	208	0
319	6'WOOD\METAL PICNIC TABLE Mass Sale: 12/31/15	8/31/96	208			208	3 MO S/L	208	0
320	6'WOOD\METAL PICNIC TABLE Mass Sale: 12/31/15	8/31/96	208			208	3 MO S/L	208	0
321	OFFICE DESK Mass Sale: 12/31/15	8/31/96	175			175	5 MO S/L	175	0
322	OFFICE DESK Mass Sale: 12/31/15	8/31/96	175			175	5 MO S/L	175	0
323	OFFICE DESK Mass Sale: 12/31/15	8/31/96	175			175	5 MO S/L	175	0
324	OFFICE DESK Mass Sale: 12/31/15	8/31/96	175			175	5 MO S/L	175	0
325	OFFICE DESK Mass Sale: 12/31/15	8/31/96	175			175	5 MO S/L	175	0
326	OFFICE DESK Mass Sale: 12/31/15	8/31/96	175			175	5 MO S/L	175	0
327	OFFICE DESK Mass Sale: 12/31/15	8/31/96	175			175	5 MO S/L	175	0
328	FILE CABINET Mass Sale: 12/31/15	8/31/96	175			175	5 MO S/L	175	0
329	32GAL TRASH RECEPTACLE	8/31/96	138			138	3 MO S/L	138	0

59-1357197

Federal Asset Report

FYE: 12/31/2015

Form 990, Page 1

Asset	Description	Date In Service	Cost	Bus %	Sec 179 Bonus	Basis for Depr	Per Conv Meth	Prior	Current
330	Mass Sale: 12/31/15 32GAL TRASH RECEPTACLE	8/31/96	138			138	3 MO S/L	138	0
331	Mass Sale: 12/31/15 32GAL TRASH RECEPTACLE	8/31/96	138			138	3 MO S/L	138	0
332	Mass Sale: 12/31/15 32GAL TRASH RECEPTACLE	8/31/96	138			138	3 MO S/L	138	0
333	Mass Sale: 12/31/15 32GAL TRASH RECEPTACLE	8/31/96	138			138	3 MO S/L	138	0
334	Mass Sale: 12/31/15 32GAL TRASH RECEPTACLE	8/31/96	138			138	3 MO S/L	138	0
335	Mass Sale: 12/31/15 32GAL TRASH RECEPTACLE	8/31/96	138			138	3 MO S/L	138	0
336	Mass Sale: 12/31/15 32GAL TRASH RECEPTACLE	8/31/96	138			138	3 MO S/L	138	0
337	Mass Sale: 12/31/15 32GAL TRASH RECEPTACLE	8/31/96	138			138	3 MO S/L	138	0
338	Mass Sale: 12/31/15 32GAL TRASH RECEPTACLE	8/31/96	138			138	3 MO S/L	138	0
339	Mass Sale: 12/31/15 32GAL TRASH RECEPTACLE	8/31/96	138			138	3 MO S/L	138	0
340	Mass Sale: 12/31/15 32GAL TRASH RECEPTACLE	8/31/96	138			138	3 MO S/L	138	0
341	Mass Sale: 12/31/15 S.AMER.YELLOW-FOOT TORTOIS	11/20/96	100			100	20 MO S/L	90	5
342	Mass Sale: 12/31/15 PRIMATE EXHIBIT UPGRADE	11/30/96	603			603	5 MO S/L	603	0
343	Mass Sale: 12/31/15 ISOLATION ELEC. UPGRADE	11/30/96	414			414	5 MO S/L	414	0
344	Mass Sale: 12/31/15 RHINOCEROS IGUANA	12/20/96	150			150	20 MO S/L	135	8
345	Space Master Trailer	12/31/96	46,468			46,468	15 MO S/L	46,468	0
346	RESTROOM DECK	12/31/96	2,779			2,779	10 MO S/L	2,779	0
347	AA PHASE II WIP	12/31/96	2,703			2,703	5 MO S/L	2,703	0
348	32GAL TRASH HOLDERS	12/31/96	1,950			1,950	3 MO S/L	1,950	0
349	Mass Sale: 12/31/15 FREE STANDING METAL BENCH	12/31/96	900			900	3 MO S/L	900	0
350	Mass Sale: 12/31/15 MONKEY EXHIBIT	12/31/96	721			721	5 MO S/L	721	0
351	Mass Sale: 12/31/15 CRAFTSMAN 10 TABLE SAW	12/31/96	200			200	5 MO S/L	200	0
352	Mass Sale: 12/31/15 CARPET F\HERPETARIUM	1/31/97	2,001			2,001	5 MO S/L	2,001	0
353	REPTILE CAGING (6)	1/31/97	1,373			1,373	5 MO S/L	1,373	0
354	STAINLESS STEEL SINK	1/31/97	400			400	5 MO S/L	400	0
355	Mass Sale: 12/31/15 FOOD PREP MACHINE	1/31/97	200			200	3 MO S/L	200	0
356	Mass Sale: 12/31/15 PREHENSILE-TAILED SKINK	2/11/97	100			100	8 MO S/L	100	0
357	Mass Sale: 12/31/15 CRESTED PORCUPINE	2/17/97	500			500	8 MO S/L	500	0
358	Mass Sale: 12/31/15 PORCUPINE EXHIBIT	2/28/97	6,102			6,102	10 MO S/L	6,102	0
359	Mass Sale: 12/31/15 NEW COMMISSARY ROOF	2/28/97	2,474			2,474	10 MO S/L	2,474	0
360	Mass Sale: 12/31/15 LIL DIGGITY HOT DOG GRILL	2/28/97	737			737	5 MO S/L	737	0
361	Mass Sale: 12/31/15 12 TRASH CONTAINERS	4/30/97	1,560			1,560	3 MO S/L	1,560	0
362	Mass Sale: 12/31/15 12 TRASH CONTAINERS	4/30/97	1,560			1,560	3 MO S/L	1,560	0
363	Mass Sale: 12/31/15 HYACINTH MACAW	5/26/97	6,000			6,000	50 MO S/L	2,110	120
364	Mass Sale: 12/31/15 TROPICAL CHINA EXHIBIT	5/31/97	3,939			3,939	10 MO S/L	3,939	0
365	Mass Sale: 12/31/15 SOLITE FIGUANA EXHIBIT	5/31/97	1,363			1,363	3 MO S/L	1,363	0
366	Mass Sale: 12/31/15 SHADE CLOTH F\ELE EXHIBIT	5/31/97	600			600	5 MO S/L	600	0
367	Mass Sale: 12/31/15 A-OK UTILITY TRAILER	7/15/97	750			750	10 MO S/L	750	0
368	RED-BILLED HORNBILL	7/17/97	100			100	3 MO S/L	100	0
369	COMFORT STATION ROOF	7/31/97	2,962			2,962	10 MO S/L	2,962	0
370	Mass Sale: 12/31/15 FLOOR TILE F\COMMISSARY	7/31/97	1,266			1,266	10 MO S/L	1,266	0

59-1357197

Federal Asset Report

FYE: 12/31/2015

Form 990, Page 1

Asset	Description	Date In Service	Cost	Bus %	Sec 179 Bonus	Basis for Depr	Per Conv Meth	Prior	Current
371	BROODER FHAND REARING Mass Sale: 12/31/15	7/31/97	390			390	5 MO S/L	390	0
372	338 PC MECHANICS TOOL SET Mass Sale: 12/31/15	7/31/97	337			337	10 MO S/L	337	0
373	RUBBERMAID GARDEN CART Mass Sale: 12/31/15	7/31/97	159			159	3 MO S/L	159	0
374	RUBBERMAID GARDEN CART Mass Sale: 12/31/15	7/31/97	159			159	3 MO S/L	159	0
375	3 DRAWER ROLLING CABINET Mass Sale: 12/31/15	7/31/97	144			144	10 MO S/L	144	0
376	6 DRAWER TOOL CHEST Mass Sale: 12/31/15	7/31/97	120			120	10 MO S/L	120	0
377	MADAGASCAR TREE BOA	8/03/97	500			500	10 MO S/L	500	0
378	HYACINTH MACAW	8/21/97	8,000			8,000	40 MO S/L	3,467	200
379	SILVERY-CHEEKED HORNBILL	8/26/97	800			800	30 MO S/L	462	27
380	INSTRUMENTS-LAB\SURG\DENT Mass Sale: 12/31/15	8/31/97	300			300	3 MO S/L	300	0
381	PORTER CABLE ROUTER Mass Sale: 12/31/15	8/31/97	179			179	3 MO S/L	179	0
382	DRAIN FIELD-TOP OF HILL	9/30/97	5,304			5,304	10 MO S/L	5,304	0
383	BLACK HOWLER MONKEY	9/30/97	400			400	12 MO S/L	400	0
384	FENCING-PORCUPINE\CARACAL Mass Sale: 12/31/15	9/30/97	383			383	5 MO S/L	383	0
385	MOTOROLA SP50 RADIO Mass Sale: 12/31/15	9/30/97	335			335	5 MO S/L	335	0
386	MOTOROLA SP50 RADIO Mass Sale: 12/31/15	9/30/97	335			335	5 MO S/L	335	0
387	MOTOROLA SP50 RADIO Mass Sale: 12/31/15	9/30/97	335			335	5 MO S/L	335	0
388	MOTOROLA SP50 RADIO Mass Sale: 12/31/15	9/30/97	335			335	5 MO S/L	335	0
389	MOTOROLA SP50 RADIO Mass Sale: 12/31/15	9/30/97	335			335	5 MO S/L	335	0
390	MOTOROLA SP50 RADIO Mass Sale: 12/31/15	9/30/97	335			335	5 MO S/L	335	0
391	MOTOROLA SP50 RADIO Mass Sale: 12/31/15	9/30/97	335			335	5 MO S/L	335	0
392	ALUMINUM TABLE 30X72 Mass Sale: 12/31/15	9/30/97	170			170	5 MO S/L	170	0
393	ALUMINUM TABLE 30X72 Mass Sale: 12/31/15	9/30/97	170			170	5 MO S/L	170	0
394	ALUMINUM TABLE 30X72 Mass Sale: 12/31/15	9/30/97	170			170	5 MO S/L	170	0
395	ALUMINUM TABLE 30X72 Mass Sale: 12/31/15	9/30/97	170			170	5 MO S/L	170	0
396	ALUMINUM TABLE 30X72 Mass Sale: 12/31/15	9/30/97	170			170	5 MO S/L	170	0
397	ALUMINUM TABLE 30X72 Mass Sale: 12/31/15	9/30/97	170			170	5 MO S/L	170	0
398	ALUMINUM TABLE 30X72 Mass Sale: 12/31/15	9/30/97	170			170	5 MO S/L	170	0
399	ALUMINUM TABLE 30X72 Mass Sale: 12/31/15	9/30/97	170			170	5 MO S/L	170	0
400	ALUMINUM TABLE 30X72 Mass Sale: 12/31/15	9/30/97	170			170	5 MO S/L	170	0
401	ALUMINUM TABLE 30X72 Mass Sale: 12/31/15	9/30/97	170			170	5 MO S/L	170	0
402	ALUMINUM TABLE 30X72 Mass Sale: 12/31/15	9/30/97	170			170	5 MO S/L	170	0
403	ALUMINUM TABLE 30X72 Mass Sale: 12/31/15	9/30/97	170			170	5 MO S/L	170	0
404	LESSER SPOT-NOSED GUENON	10/08/97	500			500	15 MO S/L	500	0
405	DOMESTIC ZEBU Mass Sale: 12/31/15	11/30/97	2,694			2,694	10 MO S/L	2,694	0
406	ANIMAL HOLDING ENCLOSURE Mass Sale: 12/31/15	11/30/97	780			780	5 MO S/L	780	0
407	BIRD ISOLATION TARP Mass Sale: 12/31/15	11/30/97	142			142	3 MO S/L	142	0
408	LG TABLE SHADE UMBRELLA Mass Sale: 12/31/15	12/31/97	100			100	3 MO S/L	100	0
409	LG TABLE SHADE UMBRELLA	12/31/97	100			100	3 MO S/L	100	0

59-1357197

Federal Asset Report

FYE: 12/31/2015

Form 990, Page 1

Asset	Description	Date In Service	Cost	Bus %	Sec 179 Bonus	Basis for Depr	Per Conv Meth	Prior	Current
410	Mass Sale: 12/31/15 LG TABLE SHADE UMBRELLA	12/31/97	100			100	3 MO S/L	100	0
411	Mass Sale: 12/31/15 LG TABLE SHADE UMBRELLA	12/31/97	100			100	3 MO S/L	100	0
412	Mass Sale: 12/31/15 LG TABLE SHADE UMBRELLA	12/31/97	100			100	3 MO S/L	100	0
413	KINKAJOU	2/28/98	300			300	6 MO S/L	300	0
414	CARACAL LYNX	3/16/98	1,500			1,500	10 MO S/L	1,500	0
415	Mass Sale: 12/31/15 JOHN DEERE AMT 626	3/31/98	1,500			1,500	10 MO S/L	1,500	0
416	AMUR LEOPARD	4/21/98	200			200	10 MO S/L	200	0
417	Mass Sale: 12/31/15 RED-BILLED HORNBILL	4/30/98	223			223	5 MO S/L	223	0
418	KUBOTA TRACTOR L2500	6/30/98	18,500			18,500	10 MO S/L	18,500	0
419	RADIUS SP50 RADIO	7/31/98	381			381	3 MO S/L	381	0
420	Mass Sale: 12/31/15 RADIUS SP50 RADIO	7/31/98	381			381	3 MO S/L	381	0
421	Mass Sale: 12/31/15 RADIUS SP50 RADIO	7/31/98	381			381	3 MO S/L	381	0
422	Mass Sale: 12/31/15 RADIUS SP50 RADIO	7/31/98	381			381	3 MO S/L	381	0
423	Mass Sale: 12/31/15 RADIUS SP50 RADIO	7/31/98	381			381	3 MO S/L	381	0
424	PORCUPINE	8/20/98	319			319	5 MO S/L	319	0
425	37 MORTAR MIXER 3800	8/31/98	1,696			1,696	5 MO S/L	1,696	0
426	Mass Sale: 12/31/15 MOTOROLA SP50 RADIO & CHR	8/31/98	335			335	5 MO S/L	335	0
427	Mass Sale: 12/31/15 RED-BILLED HORNBILL	9/23/98	100			100	5 MO S/L	100	0
428	ZOO FARI OUTPOST	9/30/98	56,715			56,715	20 MO S/L	46,081	2,836
429	PAVILION RENOVATION	9/30/98	53,103			53,103	10 MO S/L	53,103	0
430	LIZARDS OF THE ISLANDS	9/30/98	31,557			31,557	7 MO S/L	31,557	0
431	Mass Sale: 12/31/15 ELEPHANT EXHIBIT	9/30/98	1,216			1,216	7 MO S/L	1,216	0
432	Mass Sale: 12/31/15 8' METAL PICNIC TABLE	9/30/98	245			245	5 MO S/L	245	0
433	Mass Sale: 12/31/15 8' METAL PICNIC TABLE	9/30/98	245			245	5 MO S/L	245	0
434	Mass Sale: 12/31/15 ISLAND CONS & CONTRIBUTOR	9/30/98	233			233	5 MO S/L	233	0
435	ROCK IGUANA	9/30/98	192			192	5 MO S/L	192	0
436	CROC MONITOR	9/30/98	192			192	5 MO S/L	192	0
437	RED-BILLED HORNBILL	10/08/98	100			100	5 MO S/L	100	0
438	BLACK-FOOTED CAT	11/19/98	1,163			1,163	10 MO S/L	1,163	0
439	FLOOR SAFE D-1000	11/30/98	336			336	5 MO S/L	336	0
440	Mass Sale: 12/31/15 FLOOR SAFE D-1000	11/30/98	336			336	5 MO S/L	336	0
441	Mass Sale: 12/31/15 MOTOROLA SP50 RADIO	11/30/98	335			335	3 MO S/L	335	0
442	Mass Sale: 12/31/15 HORNED SAN VIPER	12/08/98	75			75	4 MO S/L	75	0
443	GIANT GECKO	12/16/98	150			150	3 MO S/L	150	0
444	GECKO	12/16/98	75			75	3 MO S/L	75	0
445	MEDICAL BLDG RE-ROOF	12/31/98	2,200			2,200	10 MO S/L	2,200	0
446	Mass Sale: 12/31/15 ADMISSIONS RENOVATION	1/01/99	12,965			12,965	5 MO S/L	12,965	0
447	MINI SHELTER	1/01/99	10,104			10,104	7 MO S/L	10,104	0
448	LIZARD STATION II	1/01/99	7,885			7,885	7 MO S/L	7,885	0
449	Mass Sale: 12/31/15 WELL CONSTRUCTION	1/01/99	3,165			3,165	5 MO S/L	3,165	0
450	FLOWER CART	1/01/99	357			357	5 MO S/L	357	0
451	Mass Sale: 12/31/15 SHELVING	1/01/99	313			313	5 MO S/L	313	0
452	Mass Sale: 12/31/15 PORTABLE LP GAS HEATER	1/31/99	545			545	5 MO S/L	545	0
453	Mass Sale: 12/31/15 PORTABLE OIL HEATER	1/31/99	349			349	5 MO S/L	349	0

59-1357197

Federal Asset Report

FYE: 12/31/2015

Form 990, Page 1

Asset	Description	Date In Service	Cost	Bus %	Sec 179	Bonus	Basis for Depr	PerConv Meth	Prior	Current
496	ROOF-KEEPER TRAILER	10/19/99	637				637	10 MO S/L	637	0
	Mass Sale: 12/31/15									
497	AC-HEAT UNIT	10/26/99	549				549	5 MO S/L	549	0
	Mass Sale: 12/31/15									
498	PRO GEN 9HP GENERATOR	10/31/99	798				798	5 MO S/L	798	0
	Mass Sale: 12/31/15									
499	POWERMATE 5000 GENERATOR	10/31/99	549				549	5 MO S/L	549	0
	Mass Sale: 12/31/15									
500	55 GAL HERPATERIUM & BASE	11/30/99	640				640	5 MO S/L	640	0
	Mass Sale: 12/31/15									
501	FENCING	12/07/99	186				186	5 MO S/L	186	0
	Mass Sale: 12/31/15									
502	48 CAGE RACKS	12/14/99	225				225	5 MO S/L	225	0
	Mass Sale: 12/31/15									
503	48 INCH CAGE RACKS	12/14/99	225				225	5 MO S/L	225	0
	Mass Sale: 12/31/15									
504	48 INCH REPTILE CAGE	12/14/99	140				140	5 MO S/L	140	0
	Mass Sale: 12/31/15									
505	48 INCH REPTILE CAGES	12/14/99	140				140	5 MO S/L	140	0
	Mass Sale: 12/31/15									
506	48 INCH REPTILE CAGE	12/14/99	140				140	5 MO S/L	140	0
	Mass Sale: 12/31/15									
507	48 INCH REPTILE CAGE	12/14/99	140				140	5 MO S/L	140	0
	Mass Sale: 12/31/15									
508	CARPETING-EDUC BLDG	12/17/99	2,066				2,066	3 MO S/L	2,066	0
	Mass Sale: 12/31/15									
509	BIO VU 2000 MICROSCOPE	12/22/99	1,077				1,077	5 MO S/L	1,077	0
	Mass Sale: 12/31/15									
510	48 INCH REPTILE CAGE	12/22/99	140				140	5 MO S/L	140	0
	Mass Sale: 12/31/15									
511	48 INCH REPTILE CAGE	12/22/99	140				140	5 MO S/L	140	0
	Mass Sale: 12/31/15									
512	QUICKBOOKS SOFTWARE	12/30/99	491				491	3 MO S/L	491	0
	Mass Sale: 12/31/15									
513	GREEN WINGED MACAW	1/01/00	600				600	10 MO S/L	600	0
514	FENCING	1/08/00	1,700				1,700	10 MO S/L	1,700	0
	Mass Sale: 12/31/15									
515	AMUR LEOPARD	1/12/00	727				727	10 MO S/L	727	0
	Mass Sale: 12/31/15									
516	Zoofari Improvements	1/31/00	289				289	5 MO S/L	289	0
	Mass Sale: 12/31/15									
517	EDUCATION BLDG IMP	2/02/00	322				322	15 MO S/L	321	1
	Mass Sale: 12/31/15									
518	SEPTIC IMPROVEMENTS	2/08/00	6,441				6,441	15 MO S/L	6,405	36
519	EXHIBIT IMPROVEMENTS	2/17/00	3,698				3,698	15 MO S/L	3,657	41
520	GREEN WINGED MACAW	2/26/00	500				500	10 MO S/L	500	0
521	GREEN WINGED MACAW	2/26/00	500				500	5 MO S/L	500	0
522	GREEN WINGED MACAW	3/15/00	600				600	10 MO S/L	600	0
523	CEILING TILES-HERPATERIUM	4/12/00	407				407	10 MO S/L	407	0
	Mass Sale: 12/31/15									
524	JARRETT ICE MACHINE	4/30/00	500				500	3 MO S/L	500	0
525	ZOOFARI IMPROVEMENTS	5/01/00	160				160	5 MO S/L	160	0
	Mass Sale: 12/31/15									
526	GREEN WINGED MACAW	5/09/00	600				600	25 MO S/L	352	24
527	18V COMBO DRILL-SAW-LIGHT	5/17/00	349				349	5 MO S/L	349	0
	Mass Sale: 12/31/15									
528	WATER CONDITIONER	5/25/00	320				320	5 MO S/L	320	0
	Mass Sale: 12/31/15									
529	SIAMANG	6/07/00	2,048				2,048	10 MO S/L	2,048	0
	Mass Sale: 12/31/15									
530	AIR CONDITIONING SYSTEM	6/15/00	3,676				3,676	10 MO S/L	3,676	0
	Mass Sale: 12/31/15									
531	ZOOFARI IMPROVEMENTS	6/30/00	240				240	10 MO S/L	240	0
	Mass Sale: 12/31/15									
532	2000 FORD VAN	7/20/00	18,958				18,958	5 MO S/L	18,958	0
533	RED FRONTED MACAW	7/28/00	300				300	20 MO S/L	216	15
534	CRESTED PORCUPINE	8/02/00	300				300	5 MO S/L	300	0
535	CRESTED PORCUPINE	8/02/00	300				300	5 MO S/L	300	0
536	MICROSOFT SOFTWARE	8/31/00	9,932				9,932	3 MO S/L	9,932	0
	Mass Sale: 12/31/15									
537	BIRD ENCLOSURE	8/31/00	600				600	5 MO S/L	600	0

59-1357197

Federal Asset Report

FYE: 12/31/2015

Form 990, Page 1

Asset	Description	Date In Service	Cost	Bus %	Sec 179 Bonus	Basis for Depr	Per Conv Meth	Prior	Current
538	BIRD ENCLOSURE	8/31/00	200			200	5 MO S/L	200	0
539	CREDIT CARD MACHINE	9/01/00	610			610	5 MO S/L	610	0
	Mass Sale: 12/31/15								
540	OUTDOOR GRILLS	9/19/00	976			976	5 MO S/L	976	0
	Mass Sale: 12/31/15								
541	AIR CONDITION UNIT	9/25/00	2,540			2,540	5 MO S/L	2,540	0
	Mass Sale: 12/31/15								
542	LAND-ADJACENT PROPERTY	9/26/00	80,000			80,000	0 -- Memo	0	0
543	COTTON TOP TAMARIN	10/17/00	100			100	5 MO S/L	100	0
544	SHINGLEBACK SKINK	10/18/00	100			100	5 MO S/L	100	0
545	CABINET	10/27/00	170			170	5 MO S/L	170	0
	Mass Sale: 12/31/15								
546	ELEPHANT HOOK	11/01/00	200			200	5 MO S/L	200	0
	Mass Sale: 12/31/15								
547	ELEPHANT HOOK	11/01/00	200			200	5 MO S/L	200	0
	Mass Sale: 12/31/15								
548	MADAGASCAR TREE BOA	11/02/00	250			250	10 MO S/L	250	0
549	MADAGASCAR TREE BOA	11/02/00	250			250	10 MO S/L	250	0
550	AMUR LEOPARD EXHIBIT	12/31/00	46,536			46,536	10 MO S/L	46,536	0
551	BUTTERFLY SENSORY GARDEN	12/31/00	12,188			12,188	10 MO S/L	12,188	0
552	COMFORT STATION IMPROVE	12/31/00	12,141			12,141	10 MO S/L	12,141	0
553	HYACINTH MACAW EXHIBIT	12/31/00	12,112			12,112	10 MO S/L	12,112	0
554	DOMESTIC SHEEP	12/31/00	100			100	4 MO S/L	100	0
	Mass Sale: 12/31/15								
555	DOMESTIC SHEEP	12/31/00	100			100	4 MO S/L	100	0
	Mass Sale: 12/31/15								
556	SECURITY SYSTEM	1/01/01	1,410			1,410	10 MO S/L	1,410	0
	Mass Sale: 12/31/15								
557	BLACK HOWLER MONKEY	1/01/01	300			300	10 MO S/L	300	0
558	RHINOCEROS VIPER	1/01/01	225			225	5 MO S/L	225	0
559	PUERTO RICAN CRESTED TOAD	1/01/01	78			78	5 MO S/L	78	0
560	WINDOW SYS MANAGER	1/04/01	485			485	3 MO S/L	485	0
	Mass Sale: 12/31/15								
561	AIR CONDITIONER	1/10/01	599			599	5 MO S/L	599	0
	Mass Sale: 12/31/15								
562	SHEEP EXHIBIT	1/10/01	400			400	10 MO S/L	400	0
	Mass Sale: 12/31/15								
563	FIRE PROOF CABINET	2/07/01	360			360	7 MO S/L	360	0
	Mass Sale: 12/31/15								
564	STONE WORK	2/13/01	600			600	10 MO S/L	600	0
	Mass Sale: 12/31/15								
565	KITCHEN EQUIP	2/15/01	1,135			1,135	5 MO S/L	1,135	0
	Mass Sale: 12/31/15								
566	BUN WARMER	2/15/01	571			571	5 MO S/L	571	0
	Mass Sale: 12/31/15								
567	ELEPHANT FENCE	2/16/01	161			161	15 MO S/L	148	11
	Mass Sale: 12/31/15								
568	1989 DODGE CARAVAN	2/28/01	1,200			1,200	3 MO S/L	1,200	0
569	SHELVING	3/06/01	500			500	7 MO S/L	500	0
	Mass Sale: 12/31/15								
570	RADIOS	3/09/01	576			576	5 MO S/L	576	0
	Mass Sale: 12/31/15								
571	KINKAJOU	3/12/01	800			800	6 MO S/L	800	0
572	ELEPHANT STAND	3/13/01	500			500	3 MO S/L	500	0
	Mass Sale: 12/31/15								
573	DIGITAL CAMERA	3/15/01	300			300	5 MO S/L	300	0
	Mass Sale: 12/31/15								
574	RADIAL SAW	3/15/01	300			300	5 MO S/L	300	0
	Mass Sale: 12/31/15								
575	MICROWAVE	3/15/01	263			263	5 MO S/L	263	0
	Mass Sale: 12/31/15								
576	RADIO	3/16/01	319			319	5 MO S/L	319	0
	Mass Sale: 12/31/15								
577	WREATHED HORNBILL - UNKN	3/26/01	500			500	5 MO S/L	500	0
578	ARUBA ISL RATTLESNAKE - F	3/27/01	100			100	5 MO S/L	100	0
579	ARUBA ISL RATTLESNAKE - F	3/27/01	100			100	5 MO S/L	100	0
580	RAIN SHELTERS	3/30/01	417			417	10 MO S/L	417	0
	Mass Sale: 12/31/15								
581	TRENCHER RENTAL-FENCING	4/26/01	146			146	15 MO S/L	133	10
	Mass Sale: 12/31/15								
582	WELL WORK	4/30/01	1,479			1,479	10 MO S/L	1,479	0

59-1357197

Federal Asset Report

FYE: 12/31/2015

Form 990, Page 1

Asset	Description	Date In Service	Cost	Bus %	Sec 179 Bonus	Basis for Depr	Per Conv Meth	Prior	Current
583	GREEN WINGED MACAW - UNK	5/11/01	600			600	10 MO S/L	600	0
584	RADIO	5/11/01	264			264	5 MO S/L	264	0
	Mass Sale: 12/31/15								
585	GREEN WINGED MACAW - UNK	5/14/01	600			600	10 MO S/L	600	0
586	5 MOTOROLA SP-50 RADIOS	6/11/01	1,172			1,172	5 MO S/L	1,172	0
	Mass Sale: 12/31/15								
587	VIDEO CAMERA	6/15/01	400			400	5 MO S/L	400	0
	Mass Sale: 12/31/15								
588	FENCING - WATERWORKS	6/20/01	375			375	15 MO S/L	338	25
	Mass Sale: 12/31/15								
589	RHEA EXHIBIT FILL	6/22/01	661			661	5 MO S/L	661	0
	Mass Sale: 12/31/15								
590	ELEPHANT EXHIBIT FILL	6/22/01	270			270	5 MO S/L	270	0
	Mass Sale: 12/31/15								
591	CHEETAH EXHIBIT FILL	6/22/01	180			180	5 MO S/L	180	0
	Mass Sale: 12/31/15								
592	CROC EXHIBIT FILL	6/22/01	90			90	5 MO S/L	90	0
	Mass Sale: 12/31/15								
593	LESSER SPOT-NOSED GUENON	6/24/01	250			250	10 MO S/L	250	0
594	STROLLER CARTS	6/30/01	9,250			9,250	7 MO S/L	9,250	0
595	FLOWERS	6/30/01	338			338	3 MO S/L	338	0
	Mass Sale: 12/31/15								
596	SILVERY-CHEEKED HORNBILL	7/14/01	500			500	8 MO S/L	500	0
597	EXECUTIVE CHAIR	7/19/01	269			269	7 MO S/L	269	0
	Mass Sale: 12/31/15								
598	CLOUDED LEOPARD - F	7/24/01	250			250	10 MO S/L	250	0
599	AIR COND - HERPETARIUM	7/25/01	1,475			1,475	5 MO S/L	1,475	0
	Mass Sale: 12/31/15								
600	PALAWAN PEACOCK PHEASANT	7/29/01	200			200	3 MO S/L	200	0
601	PALAWAN PEACOCK PHEASANT	7/29/01	200			200	3 MO S/L	200	0
602	FLOWERS	7/31/01	732			732	3 MO S/L	732	0
	Mass Sale: 12/31/15								
603	CROCODILE MONITOR	8/24/01	700			700	5 MO S/L	700	0
604	FLOWERS	8/31/01	1,019			1,019	3 MO S/L	1,019	0
	Mass Sale: 12/31/15								
605	FLOWERS	8/31/01	653			653	3 MO S/L	653	0
	Mass Sale: 12/31/15								
606	EXHIBIT PLANTS	8/31/01	368			368	3 MO S/L	368	0
	Mass Sale: 12/31/15								
607	EXHIBIT PLANTS	9/01/01	300			300	3 MO S/L	300	0
	Mass Sale: 12/31/15								
608	CHEETAH EXHIBIT - ADDNL	11/01/01	532			532	5 MO S/L	532	0
609	RETICULATE GILA MONSTER	11/01/01	200			200	5 MO S/L	200	0
610	BROMELIADS - EXHIBITS	12/15/01	4,964			4,964	3 MO S/L	4,964	0
	Mass Sale: 12/31/15								
611	25 PARKING CONES	12/15/01	1,125			1,125	10 MO S/L	1,125	0
612	PLANTS	12/15/01	456			456	3 MO S/L	456	0
	Mass Sale: 12/31/15								
613	WASHER & FAN	12/15/01	300			300	3 MO S/L	300	0
	Mass Sale: 12/31/15								
614	EXHIBIT PADLOCKS	1/01/02	250			250	5 MO S/L	250	0
	Mass Sale: 12/31/15								
615	CARNIVOROUS PLANT EXHIBIT	1/11/02	883			883	10 MO S/L	883	0
	Mass Sale: 12/31/15								
616	YELLOW BANDED POIS FROG	1/21/02	55			55	3 MO S/L	55	0
617	YELLOW BANDED POIS FROG	1/21/02	55			55	3 MO S/L	55	0
618	YELLOW BANDED POIS FROG	1/21/02	55			55	3 MO S/L	55	0
619	USED POPCORN MACHINE	1/24/02	400			400	3 MO S/L	400	0
	Mass Sale: 12/31/15								
620	HANDHELD MICROPHONE	1/30/02	410			410	5 MO S/L	410	0
	Mass Sale: 12/31/15								
621	WREATHED HORNBILL	3/14/02	1,500			1,500	10 MO S/L	1,500	0
622	MANDRILL EXHIBIT WORK	4/18/02	243			243	10 MO S/L	243	0
	Mass Sale: 12/31/15								
623	AC UNIT EDUCATION ANNEX	4/30/02	569			569	5 MO S/L	569	0
	Mass Sale: 12/31/15								
624	STAR TORTOISE	5/31/02	200			200	20 MO S/L	126	10
625	STAR TORTOISE	5/31/02	200			200	20 MO S/L	126	10
626	STAR TORTOISE	5/31/02	200			200	20 MO S/L	126	10
627	S AFRICAN BOWSPRIT TORT	6/08/02	75			75	10 MO S/L	75	0
628	GIANT GECKO	8/06/02	75			75	4 MO S/L	75	0

59-1357197

Federal Asset Report

FYE: 12/31/2015

Form 990, Page 1

Asset	Description	Date In Service	Cost	Bus %	Sec 179	Bonus	Basis for Depr	Per Conv	Meth	Prior	Current
629	GIANT GECKO	8/06/02	75				75	4	MO S/L	75	0
630	Giant African Millipede	11/01/02	125				125	2	MO S/L	125	0
	Mass Sale: 12/31/15										
631	AC ZOOFARI	11/12/02	5,775				5,775	10	MO S/L	5,775	0
632	SPIDER MONKEY EX REHAB	1/15/03	173				173	10	MO S/L	173	0
633	BLUE-TONGUED SKINK	2/21/03	100				100	5	MO S/L	100	0
634	Kinkajou	3/03/03	1,000				1,000	8	MO S/L	1,000	0
635	Roof-Concession Bldg	3/21/03	4,500				4,500	10	MO S/L	4,500	0
636	WREATHED HORNBILL	3/21/03	1,200				1,200	10	MO S/L	1,200	0
637	TUCUMAN AMAZON	3/29/03	500				500	10	MO S/L	500	0
638	SHADE COVER	4/30/03	4,921				4,921	10	MO S/L	4,921	0
639	FRYER MACHINE	5/01/03	2,800				2,800	5	MO S/L	2,800	0
	Mass Sale: 12/31/15										
640	SILVERY-CHEEKED HORNBILL	5/21/03	250				250	10	MO S/L	250	0
641	SILVERY-CHEEKED HORNBILL	5/23/03	250				250	10	MO S/L	250	0
642	HUGR MOWER	5/28/03	3,152				3,152	5	MO S/L	3,152	0
	Mass Sale: 12/31/15										
643	PREHENS TAILED PORCUPINE	5/28/03	200				200	10	MO S/L	200	0
644	COTTON-TOP TAMARIN	6/06/03	100				100	10	MO S/L	100	0
645	KING VULTURE EXHIBIT	7/01/03	40,185				40,185	15	MO S/L	30,809	2,679
646	RED-FRONTED MACAW	7/25/03	200				200	10	MO S/L	200	0
647	King Vulture Exhibit	7/31/03	40,185				40,185	20	MO S/L	22,939	2,009
648	Kinkajou	8/06/03	500				500	4	MO S/L	500	0
649	Common Emperor Scorpion	9/17/03	110				110	3	MO S/L	110	0
	Mass Sale: 12/31/15										
650	Black Howler	9/24/03	500				500	3	MO S/L	500	0
651	Eyelash Palm Pitviper	9/29/03	100				100	5	MO S/L	100	0
652	Screened Porch	9/30/03	1,250				1,250	10	MO S/L	1,250	0
	Mass Sale: 12/31/15										
653	Cougar Exhibit	11/01/03	58,887				58,887	20	MO S/L	32,879	2,944
654	COUGAR EXHIBIT	11/01/03	58,887				58,887	15	MO S/L	43,838	3,926
655	Siamang Exhibit	11/01/03	32,807				32,807	20	MO S/L	18,317	1,640
	Mass Sale: 12/31/15										
656	SIAMANG EXHIBIT-HABITAT	11/01/03	32,807				32,807	15	MO S/L	24,423	2,187
	Mass Sale: 12/31/15										
657	DUCT WORK - ZOOFARI	11/05/03	2,925				2,925	10	MO S/L	2,925	0
658	Lesser Spot-Nosed Guenon	11/06/03	500				500	3	MO S/L	500	0
659	Adder	12/01/03	100				100	10	MO S/L	100	0
660	Adder	12/01/03	100				100	10	MO S/L	100	0
661	ADDER	12/01/03	100				100	10	MO S/L	100	0
662	ADDER	12/01/03	100				100	10	MO S/L	100	0
663	VIOLET PLANTAIN-EATER	1/09/04	550				550	4	MO S/L	550	0
	Mass Sale: 12/31/15										
664	VIOLET PLANTAIN-EATER	1/09/04	550				550	4	MO S/L	550	0
	Mass Sale: 12/31/15										
665	GRAVEL-PARKING LOT	1/31/04	700				700	10	MO S/L	700	0
666	WOOD POSTS-PARKING LOT	1/31/04	400				400	5	MO S/L	400	0
	Mass Sale: 12/31/15										
667	WOODEN BENCHES	1/31/04	322				322	5	MO S/L	322	0
	Mass Sale: 12/31/15										
668	CANOPY-TENT	1/31/04	100				100	3	MO S/L	100	0
	Mass Sale: 12/31/15										
669	CANOPY-TENT	1/31/04	100				100	3	MO S/L	100	0
	Mass Sale: 12/31/15										
670	KINKAJOU	2/22/04	750				750	10	MO S/L	750	0
671	KINKAJOU	3/03/04	750				750	10	MO S/L	750	0
672	KINKAJOU	3/03/04	750				750	10	MO S/L	750	0
673	2000 DODGE RAM PICKUP	3/31/04	9,882				9,882	5	MO S/L	9,882	0
674	CROCODILE MONITOR	3/31/04	400				400	10	MO S/L	400	0
675	CROCODILE MONITOR	3/31/04	400				400	10	MO S/L	400	0
676	SAFETY GATE-ELEPHANT MOAT	3/31/04	325				325	10	MO S/L	325	0
	Mass Sale: 12/31/15										
677	CROCODILE MONITOR	3/31/04	300				300	10	MO S/L	300	0
678	PICNIC TABLE	3/31/04	182				182	10	MO S/L	182	0
	Mass Sale: 12/31/15										
679	PICNIC TABLE	3/31/04	182				182	10	MO S/L	182	0
680	PICNIC TABLE	3/31/04	182				182	10	MO S/L	182	0
	Mass Sale: 12/31/15										
681	PICNIC TABLE	3/31/04	182				182	10	MO S/L	182	0
	Mass Sale: 12/31/15										
682	PICNIC TABLE	3/31/04	182				182	10	MO S/L	182	0

59-1357197

Federal Asset Report

FYE: 12/31/2015

Form 990, Page 1

Asset	Description	Date In Service	Cost	Bus %	Sec 179 Bonus	Basis for Depr	Per Conv Meth	Prior	Current
683	PICNIC TABLE Mass Sale: 12/31/15	3/31/04	182			182	10 MO S/L	182	0
684	PICNIC TABLE Mass Sale: 12/31/15	3/31/04	182			182	10 MO S/L	182	0
685	PICNIC TABLE Mass Sale: 12/31/15	3/31/04	182			182	10 MO S/L	182	0
686	PICNIC TABLE Mass Sale: 12/31/15	3/31/04	182			182	10 MO S/L	182	0
687	PICNIC TABLE Mass Sale: 12/31/15	3/31/04	182			182	10 MO S/L	182	0
688	EDUC TV STAND & PODIUM Mass Sale: 12/31/15	3/31/04	85			85	5 MO S/L	85	0
689	KIOSK DECK	4/01/04	813			813	10 MO S/L	813	0
690	LINNE'S TWO-TOED SLOTH Mass Sale: 12/31/15	4/02/04	500			500	10 MO S/L	500	0
691	AFRICAN CRESTED PORCUPINE	4/05/04	550			550	5 MO S/L	550	0
692	AFRICAN CRESTED PORCUPINE	4/05/04	550			550	5 MO S/L	550	0
693	RUFFED LEMUR	4/05/04	500			500	5 MO S/L	500	0
694	AC - COMMISSARY Mass Sale: 12/31/15	4/15/04	148			148	5 MO S/L	148	0
695	BLUE-BELLIED ROLLER	4/16/04	300			300	3 MO S/L	300	0
696	BLUE-BELLIED ROLLER	4/16/04	300			300	3 MO S/L	300	0
697	SPLENDID GLOSSY STARLING	4/16/04	175			175	3 MO S/L	175	0
698	SPLENDID GLOSSY STARLING	4/16/04	175			175	3 MO S/L	175	0
699	GOLF CART BATTERIES	4/28/04	333			333	3 MO S/L	333	0
700	STAGE Mass Sale: 12/31/15	5/05/04	1,345			1,345	10 MO S/L	1,345	0
701	COATI	5/06/04	200			200	5 MO S/L	200	0
702	COATI Mass Sale: 12/31/15	5/06/04	200			200	5 MO S/L	200	0
703	COATI Mass Sale: 12/31/15	5/06/04	200			200	5 MO S/L	200	0
704	COATI Mass Sale: 12/31/15	5/06/04	200			200	5 MO S/L	200	0
705	COATI Mass Sale: 12/31/15	5/13/04	200			200	5 MO S/L	200	0
706	COMMISSARY FREEZER	5/27/04	1,937			1,937	10 MO S/L	1,937	0
707	CEILING FANS - PAVILION Mass Sale: 12/31/15	6/03/04	240			240	5 MO S/L	240	0
708	PALAWAN PEACOCK PHEASANT	6/04/04	100			100	5 MO S/L	100	0
709	ELEPHANT BARN REWORK Mass Sale: 12/31/15	6/09/04	525			525	10 MO S/L	525	0
710	AC COMPRESSOR Mass Sale: 12/31/15	7/16/04	1,164			1,164	10 MO S/L	1,164	0
711	AC Mass Sale: 12/31/15	7/22/04	399			399	7 MO S/L	399	0
712	Prehensile tail porcupine	8/31/04	973			973	10 MO S/L	973	0
713	SEVEN WHEELCHAIRS	9/01/04	1,050			1,050	5 MO S/L	1,050	0
714	BLACK HOWLER	9/01/04	500			500	10 MO S/L	500	0
715	MAGPIE JAY	9/01/04	350			350	10 MO S/L	350	0
716	RED-FRONTED MACAW	9/01/04	300			300	20 MO S/L	155	15
717	RED-FRONTED MACAW	9/01/04	300			300	20 MO S/L	155	15
718	VIOLET PLANTAIN-EATER Mass Sale: 12/31/15	9/01/04	250			250	10 MO S/L	250	0
719	Ice Machine	12/01/04	1,652			1,652	10 MO S/L	1,652	0
720	Used Horse Trailer	12/01/04	800			800	10 MO S/L	800	0
721	Lesser Spot Nosed Guenon	12/01/04	500			500	15 MO S/L	336	33
722	Gas Grill Mass Sale: 12/31/15	12/01/04	339			339	10 MO S/L	339	0
723	Madagascar Tree Boa	12/01/04	250			250	10 MO S/L	250	0
724	Madagascar Tree Boa	12/01/04	250			250	10 MO S/L	250	0
725	Madagascar Tree Boa	12/01/04	250			250	10 MO S/L	250	0
726	Madagascar Tree Boa	12/01/04	250			250	10 MO S/L	250	0
727	Education Freezer	12/01/04	150			150	3 MO S/L	150	0
728	Turkeys Mass Sale: 12/31/15	12/01/04	90			90	3 MO S/L	90	0
729	Discovery Island items	12/31/04	14,732			14,732	7 MO S/L	14,732	0
730	Blackbaud	3/01/05	3,722			3,722	1 MO S/L	3,722	0

59-1357197

Federal Asset Report

FYE: 12/31/2015

Form 990, Page 1

Asset	Description	Date In Service	Cost	Bus %	Sec 179 Bonus	Basis for Depr	Per Conv Meth	Prior	Current
731	triple D	3/22/05	926			926	5 MO S/L	926	0
	Mass Sale: 12/31/15								
732	AC unit	3/23/05	478			478	5 MO S/L	478	0
	Mass Sale: 12/31/15								
733	carpet	3/31/05	4,400			4,400	5 MO S/L	4,400	0
	Mass Sale: 12/31/15								
734	WMD Discovery Center	12/01/05	4,075,409			4,075,409	50 MO S/L	435,353	81,508
735	childrens python	5/01/05	500			500	5 MO S/L	500	0
736	vacuum	6/16/05	478			478	5 MO S/L	478	0
	Mass Sale: 12/31/15								
737	education van	7/31/05	11,722			11,722	5 MO S/L	11,722	0
738	bird	9/01/05	210			210	5 MO S/L	210	0
739	vacuum	11/02/05	382			382	5 MO S/L	382	0
	Mass Sale: 12/31/15								
740	anestehsia machine	12/01/05	500			500	5 MO S/L	500	0
741	snake	12/01/05	700			700	5 MO S/L	700	0
742	10 computers	12/31/05	2,000			2,000	5 MO S/L	2,000	0
	Mass Sale: 12/31/15								
743	Herp Renovation	1/01/06	40,528			40,528	20 MO S/L	18,237	2,027
744	Insect Zoo	1/01/06	55,434			55,434	20 MO S/L	24,945	2,772
745	Old Repair & Maint	1/01/06	4,915			4,915	1 MO S/L	4,915	0
	Mass Sale: 12/31/15								
746	Black Howler Exhibit	1/01/06	11,994			11,994	15 MO S/L	7,196	800
747	Macaw Exhibit	1/01/06	20,593			20,593	15 MO S/L	12,356	1,373
748	Server	2/01/06	11,613			11,613	5 MO S/L	11,613	0
	Mass Sale: 12/31/15								
749	Blackbaud	3/01/06	3,852			3,852	1 MO S/L	3,852	0
	Mass Sale: 12/31/15								
750	FF&E WMD	6/01/06	121,050			121,050	5 MO S/L	121,050	0
751	Concessions Repairs	6/01/06	28,576			28,576	10 MO S/L	24,528	2,858
752	Boardwalk	6/01/06	13,771			13,771	10 MO S/L	11,820	1,377
	Mass Sale: 12/31/15								
753	Coqui Exhibit	9/01/06	3,491			3,491	15 MO S/L	1,940	232
754	Herp Repairs	9/01/06	8,338			8,338	10 MO S/L	6,948	834
755	Admin Roof	10/01/06	7,800			7,800	10 MO S/L	6,435	780
756	Aldabra Exhibit	12/01/06	4,181			4,181	15 MO S/L	2,253	279
757	Spider Monkey Exhibit	12/01/06	42,659			42,659	15 MO S/L	22,989	2,843
758	Birds	12/01/06	321			321	10 MO S/L	259	32
759	Zoolab	12/31/07	51,240			51,240	10 MO S/L	35,868	5,124
760	Splash Ground	1/01/07	475,000			475,000	10 MO S/L	380,000	47,500
761	Master Plan	12/01/07	200,000			200,000	10 MO S/L	141,667	20,000
762	Kangaroo Exhibit	1/01/07	37,917			37,917	10 MO S/L	30,334	3,791
763	Equipment	5/01/07	3,501			3,501	3 MO S/L	3,501	0
764	Equipment	6/01/07	2,034			2,034	3 MO S/L	2,034	0
765	Copier	7/01/07	1,295			1,295	3 MO S/L	1,295	0
	Mass Sale: 12/31/15								
766	Gazebo	9/01/07	5,944			5,944	10 MO S/L	4,359	595
767	Spec Events Deck	9/01/07	6,625			6,625	10 MO S/L	4,858	663
768	Gato Deck	9/01/07	28,495			28,495	10 MO S/L	20,897	2,849
769	Spiny Garden	9/01/07	4,818			4,818	10 MO S/L	3,533	482
770	Commissary Freezer	1/08/08	8,800			8,800	10 MO S/L	6,160	880
771	Admin Carpet	4/01/08	6,318			6,318	10 MO S/L	4,265	631
772	Scoterbugs	4/01/08	10,315			10,315	10 MO S/L	6,963	1,031
773	Concessions Repair	4/01/08	2,500			2,500	10 MO S/L	1,688	250
774	Concessions Equipment	5/01/08	3,712			3,712	5 MO S/L	3,712	0
775	Elephant Deck	6/01/08	10,955			10,955	10 MO S/L	7,212	1,096
776	WMD Repairs	6/01/08	16,952			16,952	10 MO S/L	11,160	1,696
777	Clouded Leopard Breeding	6/01/08	57,873			57,873	20 MO S/L	19,050	2,893
778	Black Footed Cat	6/01/08	4,874			4,874	20 MO S/L	1,604	244
779	Defibrillators	8/01/08	3,998			3,998	5 MO S/L	3,998	0
780	Incubator	11/01/08	2,733			2,733	5 MO S/L	2,733	0
781	Herp AC	12/01/08	3,295			3,295	10 MO S/L	2,004	330
	Mass Sale: 12/31/15								
782	Train	12/12/08	621,000			621,000	20 MO S/L	188,888	31,050
783	Concessions Equipment	1/01/09	1,501			1,501	5 MO S/L	1,501	0
	Mass Sale: 12/31/15								
784	Log Cabin	12/31/09	173,660			173,660	50 MO S/L	17,366	3,473
785	Master Plan	12/01/09	300,000			300,000	25 MO S/L	61,000	12,000
786	Shed	2/01/09	1,600			1,600	5 MO S/L	1,600	0
787	Awning	2/01/09	1,950			1,950	5 MO S/L	1,950	0

59-1357197

Federal Asset Report

FYE: 12/31/2015

Form 990, Page 1

Asset	Description	Date In Service	Cost	Bus %	Sec 179 Bonus	Basis for Depr	Per Conv Meth	Prior	Current
788	Recycle Containers	3/01/09	2,483			2,483	5 MO S/L	2,483	0
789	Office Equipment	4/01/09	800			800	3 MO S/L	800	0
	Mass Sale: 12/31/15								
790	Office Equipment	4/01/09	1,399			1,399	3 MO S/L	1,399	0
	Mass Sale: 12/31/15								
791	Concessions Equipment	4/01/09	698			698	5 MO S/L	698	0
792	Shed	4/01/09	2,000			2,000	5 MO S/L	2,000	0
793	POS system	6/01/09	26,722			26,722	5 MO S/L	26,722	0
794	Renovations	6/01/09	8,969			8,969	10 MO S/L	5,008	897
795	ZoomAir Bldgs	6/01/09	12,062			12,062	10 MO S/L	6,735	1,206
796	Concessions Renovations	6/01/09	21,956			21,956	20 MO S/L	6,129	1,098
797	Carousel Renovations	6/01/09	33,185			33,185	20 MO S/L	9,264	1,659
798	Changing Rooms	6/01/09	17,756			17,756	10 MO S/L	9,914	1,775
799	Splashground	6/01/09	35,723			35,723	20 MO S/L	9,973	1,786
800	Front Entrance	6/01/09	131,032			131,032	25 MO S/L	29,264	5,241
801	Educ Trailer Demo	6/01/09	8,085			8,085	20 MO S/L	2,257	404
	Mass Sale: 12/31/15								
802	Amphibian House	6/01/09	21,515			21,515	20 MO S/L	6,006	1,076
803	Hillside Sidewalk	6/01/09	11,593			11,593	20 MO S/L	3,236	580
804	WMD Shed	6/01/09	5,756			5,756	5 MO S/L	5,756	0
805	Lemur Exhibit	6/01/09	20,988			20,988	30 MO S/L	3,906	700
806	Toucan Exhibit	6/01/09	5,269			5,269	30 MO S/L	981	175
807	Air Conditioner	9/01/09	4,941			4,941	10 MO S/L	2,635	494
808	Recycle Containers	9/01/09	1,424			1,424	5 MO S/L	1,424	0
809	Fryer	11/01/09	5,995			5,995	5 MO S/L	5,995	0
810	Parking Lot	1/01/10	217,630			217,630	20 MO S/L	54,408	10,881
811	Ticket Booth	1/01/10	66,518			66,518	30 MO S/L	11,086	2,218
812	Barn Renovations	1/01/10	100,465			100,465	20 MO S/L	25,116	5,024
813	Air Conditioner	4/01/10	2,200			2,200	10 MO S/L	1,045	220
814	Bird Isolation	4/01/10	3,166			3,166	10 MO S/L	1,504	316
815	Fencing	4/01/10	13,168			13,168	10 MO S/L	6,255	1,316
816	Backhoe	4/01/10	26,780			26,780	7 MO S/L	18,172	3,826
817	Maint Stoage	4/01/10	8,500			8,500	7 MO S/L	5,768	1,214
818	Concessions Equipment	6/01/10	1,442			1,442	5 MO S/L	1,322	120
819	Bench	6/01/10	1,099			1,099	5 MO S/L	1,007	92
	Mass Sale: 12/31/15								
820	Bathroom Renovations	6/01/10	40,070			40,070	10 MO S/L	18,365	4,007
821	Butterfly Collection	9/01/10	5,000			5,000	5 MO S/L	4,333	667
822	Carpeting	9/01/10	4,000			4,000	5 MO S/L	3,467	533
823	Trucks	10/01/10	6,575			6,575	5 MO S/L	5,589	986
824	Master Plan	12/01/10	400,000			400,000	25 MO S/L	65,333	16,000
825	Putts perfect	1/01/11	2,199			2,199	3 MO S/L	2,199	0
	Mass Sale: 12/31/15								
826	Credit Card Machines	1/01/11	1,180			1,180	3 MO S/L	1,180	0
	Mass Sale: 12/31/15								
827	Awning	1/01/11	1,431			1,431	10 MO S/L	572	144
828	Electrical Upgrade	1/01/11	18,285			18,285	10 MO S/L	7,314	1,828
829	Fencing	1/01/11	10,477			10,477	10 MO S/L	4,191	1,048
830	2009 projects	1/01/11	21,752			21,752	5 MO S/L	17,402	4,350
831	2010 projects	1/01/11	15,587			15,587	5 MO S/L	12,469	3,118
832	Education Van	1/01/11	23,000			23,000	5 MO S/L	18,400	4,600
833	Candy machine	4/01/11	3,291			3,291	3 MO S/L	3,291	0
	Mass Sale: 12/31/15								
834	Charging Station	4/01/11	5,510			5,510	10 MO S/L	2,066	551
835	Camel Exhibit	6/01/11	12,000			12,000	10 MO S/L	4,300	1,200
836	Cistern Project	6/01/11	5,222			5,222	5 MO S/L	3,742	1,045
837	Kaboom project	6/01/11	9,642			9,642	5 MO S/L	6,910	1,928
838	2011 projects	12/01/11	50,865			50,865	5 MO S/L	31,367	10,173
839	Symantec Software	9/01/11	3,853			3,853	3 MO S/L	3,853	0
	Mass Sale: 12/31/15								
840	Dell Server	9/01/11	13,397			13,397	3 MO S/L	13,397	0
841	Zooloween Props	10/01/11	12,384			12,384	3 MO S/L	12,384	0
	Mass Sale: 12/31/15								
842	Toro workman vehicle	11/01/11	20,307			20,307	3 MO S/L	20,307	0
843	Keller Outdoor	1/01/12	7,100			7,100	20 MO S/L	1,065	355
844	Ice Maker	1/01/12	1,199			1,199	3 MO S/L	1,199	0
845	Train Engine	1/01/12	1,950			1,950	10 MO S/L	585	195
846	Washer and Dryer	1/01/12	1,120			1,120	10 MO S/L	336	112
847	Butterfly garden renovations	3/01/12	44,355			44,355	10 MO S/L	12,567	4,436
848	barrons racer	4/01/12	358			358	10 MO S/L	98	36
849	Computers	5/01/12	909			909	3 MO S/L	808	101

59-1357197

Federal Asset Report

FYE: 12/31/2015

Form 990, Page 1

Asset	Description	Date In Service	Cost	Bus %	Sec 179 Bonus	Basis for Depr	Per Conv Meth	Prior	Current
	Mass Sale: 12/31/15								
850	Donor Perfect Software	6/01/12	25,979			25,979	3 MO S/L	22,370	3,609
851	Computers	6/01/12	1,856			1,856	3 MO S/L	1,598	258
	Mass Sale: 12/31/15								
852	Restaurant equipment	6/01/12	7,500			7,500	10 MO S/L	1,938	750
853	Ice Machine	6/01/12	639			639	3 MO S/L	550	89
	Mass Sale: 12/31/15								
854	Commissary Freezers	6/01/12	1,950			1,950	10 MO S/L	504	195
855	Reptile quarantine	6/01/12	32,605			32,605	10 MO S/L	8,423	3,261
856	Otter Isolation	6/01/12	2,932			2,932	10 MO S/L	757	293
857	McCarty Projects	6/01/12	20,600			20,600	5 MO S/L	10,643	4,120
858	Electrical Upgrades	6/01/12	11,806			11,806	5 MO S/L	6,100	2,361
859	WMD AC Unit	7/01/12	3,500			3,500	10 MO S/L	875	350
860	WMD AC Unit Protech	7/01/12	12,345			12,345	10 MO S/L	3,086	1,235
861	Otter Exhibit	9/01/12	255,157			255,157	20 MO S/L	29,768	12,758
862	Otter Canopy	9/01/12	13,592			13,592	10 MO S/L	3,171	1,360
863	Otter Landscaping	9/01/12	1,141			1,141	5 MO S/L	532	228
864	Otter Cameras	9/01/12	743			743	3 MO S/L	578	165
865	Llama	9/01/12	2,200			2,200	10 MO S/L	513	220
866	Master Plan	12/01/12	300,000			300,000	25 MO S/L	25,000	12,000
867	Train grant	1/01/13	5,039			5,039	5 MO S/L	2,016	1,007
868	Camel exhibit	1/01/13	6,227			6,227	10 MO S/L	1,245	623
869	Computers	6/01/13	7,374			7,374	3 MO S/L	3,892	2,457
870	Commissary Equipment	6/01/13	1,712			1,712	5 MO S/L	542	343
871	Concessions stand	6/01/13	8,820			8,820	5 MO S/L	2,793	1,764
872	Boardwalk	6/01/13	2,407			2,407	10 MO S/L	381	241
873	Fire Inspection	6/01/13	5,779			5,779	5 MO S/L	1,830	1,156
874	Rhino exhibit	6/01/13	242,300			242,300	20 MO S/L	19,182	12,115
875	Otter exhibit	6/01/13	23,357			23,357	20 MO S/L	1,849	1,168
876	Spider Monkey exhibit	6/01/13	9,842			9,842	10 MO S/L	1,558	984
877	Caracal exhibit	6/01/13	5,059			5,059	10 MO S/L	801	506
878	Clouded Leopard exhibit	6/01/13	2,796			2,796	10 MO S/L	443	279
879	Fossa exhibit	6/01/13	1,226			1,226	10 MO S/L	194	123
880	Bug zoo enclosures	6/01/13	2,063			2,063	10 MO S/L	327	206
881	Warthog exhibit	6/01/13	23,993			23,993	10 MO S/L	3,799	2,399
882	Zebu exhibit	6/01/13	7,403			7,403	10 MO S/L	1,172	740
883	Educ van	6/01/13	27,046			27,046	5 MO S/L	8,565	5,409
884	Computers	6/01/13	4,240			4,240	3 MO S/L	2,238	1,413
885	Tractor	6/01/13	5,550			5,550	5 MO S/L	1,758	1,110
886	zims program	6/01/13	15,000			15,000	5 MO S/L	4,750	3,000
887	pygmy goats	6/01/13	225			225	5 MO S/L	71	45
888	servals	6/01/13	7,465			7,465	10 MO S/L	1,182	746
889	Boa	6/01/13	800			800	10 MO S/L	127	80
890	Computers	9/01/13	1,642			1,642	3 MO S/L	730	547
891	Displays	9/01/13	2,261			2,261	5 MO S/L	603	452
892	Scales	9/01/13	2,226			2,226	5 MO S/L	594	445
893	PA system	9/01/13	1,100			1,100	5 MO S/L	293	220
894	Animal Showcase	9/01/13	7,718			7,718	20 MO S/L	515	385
895	Cheetah exhibit	9/01/13	15,665			15,665	20 MO S/L	1,044	784
896	Truck	9/01/13	10,000			10,000	5 MO S/L	2,667	2,000
897	Overflow Parking	12/01/13	46,259			46,259	10 MO S/L	5,011	4,626
898	Master Plan	12/01/13	300,000			300,000	25 MO S/L	13,000	12,000
899	Camel Rides	12/01/13	6,802			6,802	10 MO S/L	737	680
900	Herp exhibit	1/01/14	8,413			8,413	10 MO S/L	771	842
901	Alpaca	1/01/14	1,800			1,800	10 MO S/L	165	180
902	Cat compact skid loader	1/01/14	0			0	0 HY	0	0
903	concessions tables	1/01/14	5,000			5,000	5 MO S/L	917	1,000
904	Ovations Equip	1/01/14	235,252			235,252	5 MO S/L	50,000	47,050
905	Concessions roof	2/01/14	2,350			2,350	10 MO S/L	196	235
906	Herp Roof	2/01/14	16,109			16,109	10 MO S/L	1,342	1,611
907	Giraffe Exhibit	3/01/14	170,164			170,164	10 MO S/L	12,762	17,017
908	Giraffes	3/01/14	18,500			18,500	10 MO S/L	1,388	1,850
909	Invert Boxes	3/01/14	2,063			2,063	5 MO S/L	309	413
910	dwarf goats	4/01/14	360			360	10 MO S/L	24	36
911	FGW Fencing	6/01/14	52,535			52,535	10 MO S/L	2,627	5,253
912	Splashground Upgrades	6/01/14	9,051			9,051	10 MO S/L	453	905
913	OCIC assets	6/01/14	4,046			4,046	5 MO S/L	405	809
914	Picnic tables	6/01/14	2,087			2,087	5 MO S/L	209	417
915	2 fishtanks	6/01/14	12,000			12,000	5 MO S/L	1,200	2,400
916	WMD elec upgrades	7/01/14	8,544			8,544	10 MO S/L	356	854
917	Goat Barn	7/01/14	1,099			1,099	5 MO S/L	92	219

59-1357197

Federal Asset Report

FYE: 12/31/2015

Form 990, Page 1

Asset	Description	Date In Service	Cost	Bus %	Sec 179 Bonus	Basis for Depr	Per Conv Meth	Prior	Current
918	Solar Panel Pad	8/01/14	3,877			3,877	10 MO S/L	162	387
919	WMD SOLAR PANELS	8/01/14	80,000			80,000	10 MO S/L	3,333	8,000
920	Animal Showcase	8/01/14	12,320			12,320	10 MO S/L	513	1,232
921	Jaquarundi	8/01/14	2,167			2,167	10 MO S/L	90	217
922	Billboard	10/01/14	4,800			4,800	5 MO S/L	240	960
923	New pig exhibit	10/01/14	2,005			2,005	5 MO S/L	100	401
924	Brighthouse van	10/01/14	4,500			4,500	3 MO S/L	375	1,500
925	kawasaki atv	10/01/14	4,000			4,000	5 MO S/L	200	800
926	Carousel shade	11/01/14	6,005			6,005	5 MO S/L	200	1,201
927	new warthog exhibit	11/01/14	2,867			2,867	5 MO S/L	96	573
928	Educ van wrap	11/01/14	3,200			3,200	3 MO S/L	178	1,066
929	Master Plan	12/01/14	294,985			294,985	25 MO S/L	983	11,800
930	Herp AC	12/01/14	14,402			14,402	10 MO S/L	120	1,440
931	OCIC CEF grant	12/01/14	34,786			34,786	10 MO S/L	290	3,478
932	Digital Media	12/01/14	15,000			15,000	5 MO S/L	250	3,000
933	CIP - Tigers	12/31/14	132,176			132,176	0 -- Memo	0	0
934	Loan Fees	12/31/15	9,755			9,755	9 MO S/L	0	0
935	8 Computers and Server- Admin	12/31/15	7,628			7,628	3 MO S/L	0	0
936	4 computers- Admin.	12/31/15	2,629			2,629	3 MO S/L	0	0
937	Childrens Garden Exhibit	12/31/15	27,381			27,381	10 MO S/L	0	0
938	Splash Ground Upgrade I	12/31/15	11,688			11,688	10 MO S/L	0	0
939	Splash Ground Upgrade II	12/31/15	46,830			46,830	10 MO S/L	0	0
940	Various Exhibit Upgrades	12/31/15	27,654			27,654	10 MO S/L	0	0
941	Giraffe Upgrade	12/31/15	5,494			5,494	10 MO S/L	0	0
942	Boardwalk	12/31/15	184,399			184,399	20 MO S/L	0	0
943	Fencing	12/31/15	19,384			19,384	10 MO S/L	0	0
944	Sidewalks	12/31/15	50,121			50,121	20 MO S/L	0	0
945	Commissary Bldg. upgrades	12/31/15	31,442			31,442	15 MO S/L	0	0
946	Electrical upgrades	12/31/15	18,648			18,648	15 MO S/L	0	0
947	Herpetarium Upgrades	12/31/15	7,417			7,417	10 MO S/L	0	0
948	Rhino Concession Upgrades	12/31/15	6,639			6,639	10 MO S/L	0	0
949	Vet Clinic Upgrades	12/31/15	14,275			14,275	10 MO S/L	0	0
950	Education Boards	12/31/15	4,412			4,412	3 MO S/L	0	0
951	Garbage/Recycling Containers	12/31/15	40,657			40,657	10 MO S/L	0	0
952	Toro Lawn Mower	12/31/15	10,524			10,524	5 MO S/L	0	0
953	CIP - Safari Park	12/31/14	17,841			17,841	0 -- Memo	0	0
954	CIP - Other Projects	12/31/14	110,610			110,610	0 -- Memo	0	0
955	CIP - Other Proj BEAR Borrelli	12/31/15	153,113			153,113	0 -- Memo	0	0
956	CIP - VAR Proj Rhino	12/31/15	125,993			125,993	0 -- Memo	0	0
957	CIP - Other	12/31/15	8,341			8,341	0 -- Memo	0	0
958	COMMISSARY EQUIP	12/31/15	6,611			6,611	5 MO S/L	0	0
	Total Other Depreciation		<u>13,779,372</u>			<u>13,779,372</u>		<u>4,396,114</u>	<u>585,723</u>
	Total ACRS and Other Depreciation		<u>13,779,372</u>			<u>13,779,372</u>		<u>4,396,114</u>	<u>585,723</u>
	Grand Totals		13,779,372			13,779,372		4,396,114	585,723
	Less: Dispositions and Transfers		474,690			474,690		441,651	7,006
	Less: Start-up/Org Expense		0			0		0	0
	Net Grand Totals		<u>13,304,682</u>			<u>13,304,682</u>		<u>3,954,463</u>	<u>578,717</u>

Depreciation Adjustment Report

All Business Activities

<u>Form</u>	<u>Unit</u>	<u>Asset</u>	<u>Description</u>	<u>Tax</u>	<u>AMT</u>	<u>AMT Adjustments/ Preferences</u>
-------------	-------------	--------------	--------------------	------------	------------	---

There are no assets that meet the criteria of this report

Asset	Description	Date In Service	Cost	Tax	AMT
Other Depreciation:					
7	CONCESSION/GIFT BUILDING	7/30/75	36,256	0	0
9	ANIMAL COMMISSARY	7/30/75	13,812	0	0
15	NORTH MAIN EXHIBIT AREA	7/31/75	29,700	0	0
16	S.E. MAIN EXHIBIT AREA	7/31/75	29,700	0	0
17	WEST MAIN EXHIBIT AREA	7/31/75	29,700	0	0
20	SM CROCODILIANS EXHIBIT	7/31/75	1,500	0	0
25	WISHING WELL PAVILION	12/30/76	3,850	0	0
26	QUARANTINE AREA	12/31/76	2,000	0	0
29	GASOLINE TANK 500 GAL	8/30/77	438	0	0
30	DIESEL TANK 500 GAL	8/30/77	438	0	0
31	AMERICAN ALLIGATOR EXHIBI	8/31/77	2,500	0	0
33	ADMINISTRATIVE BUILDING	6/30/78	32,000	800	0
34	MEDICAL TREATMENT BLDG	6/30/78	19,886	497	0
45	AMERICAN ALLIGATOR	3/29/81	500	0	0
46	AMERICAN ALLIGATOR	3/29/81	400	0	0
48	AMERICAN CROCODILE EXHIBI	6/30/81	3,391	0	0
49	BLACKHANDED SPIDER MONKEY	1/16/82	750	0	0
50	BLACKHANDED SPIDER MONKEY	2/22/82	750	0	0
51	EASTERN INDIGO SNAKE	11/20/82	100	0	0
52	RED-FRONTED MACAW	12/02/82	750	0	0
53	RED-FRONTED MACAW	12/02/82	750	0	0
54	RED-LORED AMAZON	12/21/82	250	7	0
55	ELEPHANT EXHIBIT BUILDING	12/31/82	115,772	0	0
57	SULPHUR-CRESTED COCKATOO	1/26/83	600	16	0
58	TOUCAN	9/08/83	1,500	0	0
59	GOFFIN'S COCKATOO	10/06/83	500	0	0
61	REPTILE EXHIBIT BUILDING	6/30/84	53,000	0	0
62	CONC/GIFT/ADMISS ROOF REP	6/30/84	4,828	0	0
67	PERIMETER FENCE ADDITION	8/30/85	7,170	0	0
68	ISOLETTE INCUBATOR C-86	11/30/85	450	0	0
71	ANIMAL COMMISSARY	2/28/86	2,127	53	0
73	BLACKHANDED SPIDER MONKEY	8/22/86	500	0	0
104	EAST AFRICAN GREEN MAMBA	4/04/88	450	0	0
105	EAST AFRICAN GREEN MAMBA	4/04/88	450	0	0
106	CONCESSIONS DRAIN FIELD	5/30/88	2,675	0	0
107	MAINTENANCE POLE BARN	10/30/88	1,500	0	0
110	THE PAVILION	11/30/88	84,458	2,815	0
113	AMERICAN CROCODILE	1/16/89	2,000	0	0
114	BLACK HOWLER MONKEY	2/20/89	750	0	0
115	MACAW ISOLATION CAGES	2/28/89	1,250	0	0
116	EAST AFRICAN GREEN MAMBA	4/01/89	450	0	0
117	RED-TAILED HAWK	6/30/89	670	0	0
118	GREY PARROT	7/03/89	400	11	0
120	SPIRAL WISHING WELL	7/31/89	800	0	0
121	RIDGENOSE RATTLESNAKE	8/14/89	400	0	0
122	RIDGENOSE RATTLESNAKE	8/14/89	400	0	0
123	RIDGENOSE RATTLESNAKE	8/14/89	400	0	0
124	LESSER SPOT-NOSED GUENON	8/21/89	750	0	0
126	SPOT-NOSE GUENON RENOVATE	11/30/89	400	0	0
128	ADMIN OFFICE ADDITION	12/30/89	32,000	0	0
129	RHINOCEROS IGUANA	1/29/90	1,500	50	0
130	CROCODILLAN EXHIBITS (3)	2/28/90	6,103	0	0
132	TOUCAN EXHIBIT	3/31/90	3,058	0	0
133	LILAC-CROWNED AMAZON	5/18/90	300	8	0
135	GIANT KINGFISHER	6/28/90	200	0	0
136	PREHENSILE-TAILED SKINK	6/29/90	150	0	0
137	ISOLATION AVARIES	6/30/90	4,970	0	0
138	ADMIN OFFICE ADDITION	6/30/90	1,540	0	0
140	KOOKABURRA EXHIBIT	6/30/90	747	0	0
141	GIANT KINGFISHER	8/21/90	200	0	0
147	PREHENSILE-TAILED SKINK	2/10/91	150	0	0
148	SALMON-CRESTED COCKATOO	2/19/91	600	18	0
156	CROCODILE MONITOR	7/19/91	750	28	0
157	KOOKABURRA EXHIBIT ADD'L	7/31/91	3,032	0	0
158	MEA-DRAINFIELD	8/15/91	1,750	0	0
159	GREEN-WINGED MACAW	8/22/91	1,000	36	0
161	KINKAJOU	9/27/91	800	0	0

59-1357197

Future Depreciation Report**FYE: 12/31/16**

FYE: 12/31/2015

Form 990, Page 1

Asset	Description	Date In Service	Cost	Tax	AMT
162	KINKAJOU	9/27/91	600	0	0
163	KINKAJOU	9/27/91	600	0	0
164	ANIMAL ADVENTURE EXHIBIT	11/30/91	32,576	1,194	0
185	KINKAJOU	2/07/92	800	0	0
187	RHINOCEROS IGUANA	3/09/92	1,500	46	0
192	PANAMA YELLOW-CRND AMAZON	9/01/92	250	0	0
194	EAGLE EXHIBIT	10/31/92	12,655	0	0
195	REPTILE BOARDWALK	10/31/92	0	0	0
196	RHINOCEROS HORNBILL EXHIB	10/31/92	7,995	0	0
197	BOARDWALK-PHASE II	10/31/92	7,566	0	0
198	KIOSK	10/31/92	2,961	0	0
199	RAINFOREST DISPLAY	10/31/92	2,295	0	0
202	ENTRANCE ZOO SIGNS (2)	3/31/93	6,990	0	0
208	STAR TORTOISE	4/02/93	400	0	0
209	RED-BILLED HORNBILL	4/07/93	100	0	0
212	TREK BOARDWALK	7/31/93	45,026	0	0
213	CLOUDED LEOPARD EXHIBIT	7/31/93	16,704	0	0
214	LIZARD EXHIBIT	7/31/93	4,186	0	0
226	CROCODILE ENCLOSURE	12/31/93	813	0	0
227	BLACK FOOTED CAT EXHIBIT	2/28/94	6,856	0	0
228	RED-TAILED HAWK	2/28/94	188	0	0
229	KINKAJOU	3/12/94	350	0	0
230	AMERICAN ALLIGATOR	3/24/94	100	0	0
231	ARUBA ISLAND RATTLESNAKE	4/23/94	250	0	0
232	ARUBA ISLAND RATTLESNAKE	4/23/94	250	0	0
233	SPIDER MONKEY	4/25/94	500	0	0
234	RUFFED LEMUR	4/27/94	500	0	0
235	RUFFED LEMUR	4/27/94	500	0	0
237	TAWNY FROGMOUTH	5/04/94	200	0	0
239	SAND GOANNA	6/23/94	250	0	0
240	SAND GOANNA	6/23/94	250	0	0
241	EYELASH VIPER	8/08/94	100	0	0
242	EYELASH VIPER	8/08/94	100	0	0
243	EYEKLASH VIPER	8/08/94	100	0	0
244	GREY MONITOR	8/24/94	500	0	0
245	GREY MONITOR	8/24/94	500	0	0
246	GREY MONITOR	8/24/94	500	0	0
247	GREY MONITOR	8/24/94	500	0	0
248	MAGPIE JAY	8/31/94	3,926	0	0
250	WISHING WELL RENOVATION	8/31/94	3,280	0	0
252	ZOO ENTRANCE SIGN	8/31/94	2,200	0	0
254	RHINOCEROS VIPER	9/29/94	75	0	0
256	WISHING WELL RENOV/LABOR	9/30/94	2,760	0	0
257	GOFFIN'S COCKATOO/LABOR	9/30/94	1,380	0	0
259	ELEPHANT BARN SLAB	11/30/94	4,414	0	0
260	ELEPHANT WASH UNIT	11/30/94	646	0	0
261	WREATHED HORNBILL	12/22/94	5,000	0	0
262	WWREATHED HORNBILL	12/22/94	5,000	0	0
263	BRIDGE B'WALK	12/31/94	6,603	0	0
264	EDUC BLDG RENOVATION	12/31/94	2,307	0	0
265	EYELASH VIPER	12/31/94	75	0	0
266	CROCODILE MONITOR	2/16/95	650	0	0
267	TAWNY FROGMOUTH	2/23/95	200	0	0
270	MAGPIE JAY	7/03/95	700	0	0
271	COLLARED ARACARI	7/03/95	600	0	0
272	COLLARED ARACARI	7/03/95	600	0	0
274	1995 JOHN DEER GATOR	8/31/95	4,650	0	0
275	HFCF RESTROOMS	9/30/95	76,829	3,074	0
276	HOOFSTOCK/CHEETAH EXHIBIT	9/30/95	60,799	0	0
277	RESTROOM DECK	9/30/95	8,880	0	0
278	HFCF RESTROOMS (final pmt)	10/31/95	24,490	980	0
285	CRESTED PORCUPINE	11/27/95	1,000	0	0
286	CRESTED PORCUPINE	11/27/95	1,000	0	0
303	RADIATED TORTOISE	2/29/96	500	0	0
305	SPIDER MONKEY	3/30/96	500	0	0
308	HYACINTH MACAW	5/17/96	5,000	167	0
309	SILVERY-CHEEKED HORNBILL	6/11/96	600	0	0
310	AWNING FEDUC BUILDING	7/31/96	3,500	0	0
313	RED-SHOULDERED HAWK	8/23/96	100	0	0
342	PRIMATE EXHIBIT UPGRADE	11/30/96	603	0	0
344	RHINOCEROS IGUANA	12/20/96	150	7	0

59-1357197

Future Depreciation Report**FYE: 12/31/16**

FYE: 12/31/2015

Form 990, Page 1

Asset	Description	Date In Service	Cost	Tax	AMT
345	SPACE MASTER TRAILER	12/31/96	46,468	0	0
346	RESTROOM DECK	12/31/96	2,779	0	0
347	AA PHASE II WIP	12/31/96	2,703	0	0
352	CARPET F\HERPETARIUM	1/31/97	2,001	0	0
353	REPTILE CAGING (6)	1/31/97	1,373	0	0
357	CRESTED PORCUPINE	2/17/97	500	0	0
358	PORCUPINE EXHIBIT	2/28/97	6,102	0	0
363	HYACINTH MACAW	5/26/97	6,000	120	0
368	RED-BILLED HORNBILL	7/17/97	100	0	0
370	FLOOR TILE F\COMMISSARY	7/31/97	1,266	0	0
377	MADAGASCAR TREE BOA	8/03/97	500	0	0
378	HYACINTH MACAW	8/21/97	8,000	200	0
379	SILVERY-CHEEKED HORNBILL	8/26/97	800	27	0
382	DRAIN FIELD-TOP OF HILL	9/30/97	5,304	0	0
383	BLACK HOWLER MONKEY	9/30/97	400	0	0
404	LESSER SPOT-NOSED GUENON	10/08/97	500	0	0
413	KINKAJOU	2/28/98	300	0	0
415	JOHN DEERE AMT 626	3/31/98	1,500	0	0
417	RED-BILLED HORNBILL	4/30/98	223	0	0
418	KUBOTA TRACTOR L2500	6/30/98	18,500	0	0
424	PORCUPINE	8/20/98	319	0	0
427	RED-BILLED HORNBILL	9/23/98	100	0	0
428	ZOO FARI OUTPOST	9/30/98	56,715	2,835	0
429	PAVILION RENOVATION	9/30/98	53,103	0	0
435	ROCK IGUANA	9/30/98	192	0	0
436	CROC MONITOR	9/30/98	192	0	0
437	RED-BILLED HORNBILL	10/08/98	100	0	0
438	BLACK-FOOTED CAT	11/19/98	1,163	0	0
442	HORNED SAN VIPER	12/08/98	75	0	0
443	GIANT GECKO	12/16/98	150	0	0
444	GECKO	12/16/98	75	0	0
446	ADMISSIONS RENOVATION	1/01/99	12,965	0	0
447	MINI SHELTER	1/01/99	10,104	0	0
449	WELL CONSTRUCTION	1/01/99	3,165	0	0
454	BLACK HOWLER MONKEY	2/04/99	200	0	0
455	ICE MACHINE	2/28/99	2,352	0	0
465	MAGPIE JAY	4/22/99	700	0	0
482	PREHEN TAIL PORCUPINE EXH	7/01/99	1,962	0	0
484	MEX LANCE HEAD RATTLESNK	7/08/99	100	0	0
486	REPTILE EGG INCUBATOR	7/26/99	675	0	0
487	PAINTING-ADMISSIONS AREA	7/30/99	4,160	0	0
488	SPIDER MONKEY	7/30/99	350	0	0
489	MINI SHELTERS	8/01/99	3,069	0	0
490	CRESTED PORCUPINE	8/11/99	100	0	0
491	CRESTED PORCUPINE	8/11/99	100	0	0
492	LESSER SPOT NOSED GUENON	8/18/99	250	0	0
494	KING VULTURE	9/27/99	600	0	0
513	GREEN WINGED MACAW	1/01/00	600	0	0
518	SEPTIC IMPROVEMENTS	2/08/00	6,441	0	0
519	EXHIBIT IMPROVEMENTS	2/17/00	3,698	0	0
520	GREEN WINGED MACAW	2/26/00	500	0	0
521	GREEN WINGED MACAW	2/26/00	500	0	0
522	GREEN WINGED MACAW	3/15/00	600	0	0
524	JARRETT ICE MACHINE	4/30/00	500	0	0
526	GREEN WINGED MACAW	5/09/00	600	24	0
532	2000 FORD VAN	7/20/00	18,958	0	0
533	RED FRONTED MACAW	7/28/00	300	15	0
534	CRESTED PORCUPINE	8/02/00	300	0	0
535	CRESTED PORCUPINE	8/02/00	300	0	0
537	BIRD ENCLOSURE	8/31/00	600	0	0
538	BIRD ENCLOSURE	8/31/00	200	0	0
542	LAND-ADJACENT PROPERTY	9/26/00	80,000	0	0
543	COTTON TOP TAMARIN	10/17/00	100	0	0
544	SHINGLEBACK SKINK	10/18/00	100	0	0
548	MADAGASCAR TREE BOA	11/02/00	250	0	0
549	MADAGASCAR TREE BOA	11/02/00	250	0	0
550	AMUR LEOPARD EXHIBIT	12/31/00	46,536	0	0
551	BUTTERFLY SENSORY GARDEN	12/31/00	12,188	0	0
552	COMFORT STATION IMPROVE	12/31/00	12,141	0	0
553	HYACINTH MACAW EXHIBIT	12/31/00	12,112	0	0
557	BLACK HOWLER MONKEY	1/01/01	300	0	0

59-1357197

Future Depreciation Report**FYE: 12/31/16**

FYE: 12/31/2015

Form 990, Page 1

Asset	Description	Date In Service	Cost	Tax	AMT
558	RHINOCEROS VIPER	1/01/01	225	0	0
559	PUERTO RICAN CRESTED TOAD	1/01/01	78	0	0
568	1989 DODGE CARAVAN	2/28/01	1,200	0	0
571	KINKAJOU	3/12/01	800	0	0
577	WREATHED HORNBILL - UNKN	3/26/01	500	0	0
578	ARUBA ISL RATTLESNAKE - F	3/27/01	100	0	0
579	ARUBA ISL RATTLESNAKE - F	3/27/01	100	0	0
582	WELL WORK	4/30/01	1,479	0	0
583	GREEN WINGED MACAW - UNK	5/11/01	600	0	0
585	GREEN WINGED MACAW - UNK	5/14/01	600	0	0
593	LESSER SPOT-NOSED GUENON	6/24/01	250	0	0
594	STROLLER CARTS	6/30/01	9,250	0	0
596	SILVERY-CHEEKED HORNBILL	7/14/01	500	0	0
598	CLOUDED LEOPARD - F	7/24/01	250	0	0
600	PALAWAN PEACOCK PHEASANT	7/29/01	200	0	0
601	PALAWAN PEACOCK PHEASANT	7/29/01	200	0	0
603	CROCODILE MONITOR	8/24/01	700	0	0
608	CHEETAH EXHIBIT - ADDNL	11/01/01	532	0	0
609	RETICULATE GILA MONSTER	11/01/01	200	0	0
611	25 PARKING CONES	12/15/01	1,125	0	0
616	YELLOW BANDED POIS FROG	1/21/02	55	0	0
617	YELLOW BANDED POIS FROG	1/21/02	55	0	0
618	YELLOW BANDED POIS FROG	1/21/02	55	0	0
621	WREATHED HORNBILL	3/14/02	1,500	0	0
624	STAR TORTOISE	5/31/02	200	10	0
625	STAR TORTOISE	5/31/02	200	10	0
626	STAR TORTOISE	5/31/02	200	10	0
627	S AFRICAN BOWSPRIT TORT	6/08/02	75	0	0
628	GIANT GECKO	8/06/02	75	0	0
629	GIANT GECKO	8/06/02	75	0	0
631	AC ZOO FARI	11/12/02	5,775	0	0
632	SPIDER MONKEY EX REHAB	1/15/03	173	0	0
633	BLUE-TONGUED SKINK	2/21/03	100	0	0
634	Kinkajou	3/03/03	1,000	0	0
635	Roof-Concession Bldg	3/21/03	4,500	0	0
636	WREATHED HORNBILL	3/21/03	1,200	0	0
637	TUCUMAN AMAZON	3/29/03	500	0	0
638	SHADE COVER	4/30/03	4,921	0	0
640	SILVERY-CHEEKED HORNBILL	5/21/03	250	0	0
641	SILVERY-CHEEKED HORNBILL	5/23/03	250	0	0
643	PREHENS TAILED PORCUPINE	5/28/03	200	0	0
644	COTTON-TOP TAMARIN	6/06/03	100	0	0
645	KING VULTURE EXHIBIT	7/01/03	40,185	2,679	0
646	RED-FRONTED MACAW	7/25/03	200	0	0
647	King Vulture Exhibit	7/31/03	40,185	2,010	0
648	Kinkajou	8/06/03	500	0	0
650	Black Howler	9/24/03	500	0	0
651	Eyelash Palm Pitviper	9/29/03	100	0	0
653	Cougar Exhibit	11/01/03	58,887	2,944	0
654	COUGAR EXHIBIT	11/01/03	58,887	3,926	0
657	DUCT WORK - ZOO FARI	11/05/03	2,925	0	0
658	Lesser Spot-Nosed Guenon	11/06/03	500	0	0
659	Adder	12/01/03	100	0	0
660	Adder	12/01/03	100	0	0
661	ADDER	12/01/03	100	0	0
662	ADDER	12/01/03	100	0	0
665	GRAVEL-PARKING LOT	1/31/04	700	0	0
670	KINKAJOU	2/22/04	750	0	0
671	KINKAJOU	3/03/04	750	0	0
672	KINKAJOU	3/03/04	750	0	0
673	2000 DODGE RAM PICKUP	3/31/04	9,882	0	0
674	CROCODILE MONITOR	3/31/04	400	0	0
675	CROCODILE MONITOR	3/31/04	400	0	0
677	CROCODILE MONITOR	3/31/04	300	0	0
689	KIOSK DECK	4/01/04	813	0	0
691	AFRICAN CRESTED PORCUPINE	4/05/04	550	0	0
692	AFRICAN CRESTED PORCUPINE	4/05/04	550	0	0
693	RUFFED LEMUR	4/05/04	500	0	0
695	BLUE-BELLIED ROLLER	4/16/04	300	0	0
696	BLUE-BELLIED ROLLER	4/16/04	300	0	0
697	SPLENDID GLOSSY STARLING	4/16/04	175	0	0

59-1357197

Future Depreciation Report**FYE: 12/31/16**

FYE: 12/31/2015

Form 990, Page 1

Asset	Description	Date In Service	Cost	Tax	AMT
698	SPLENDID GLOSSY STARLING	4/16/04	175	0	0
700	STAGE	5/05/04	1,345	0	0
706	COMMISSARY FREEZER	5/27/04	1,937	0	0
708	PALAWAN PEACOCK PHEASANT	6/04/04	100	0	0
712	Prehensile tail porcupine	8/31/04	973	0	0
713	SEVEN WHEELCHAIRS	9/01/04	1,050	0	0
714	BLACK HOWLER	9/01/04	500	0	0
715	MAGPIE JAY	9/01/04	350	0	0
716	RED-FRONTED MACAW	9/01/04	300	15	0
717	RED-FRONTED MACAW	9/01/04	300	15	0
719	Ice Machine	12/01/04	1,652	0	0
720	Used Horse Trailer	12/01/04	800	0	0
721	Lesser Spot Nosed Guenon	12/01/04	500	34	0
723	Madagascar Tree Boa	12/01/04	250	0	0
724	Madagascar Tree Boa	12/01/04	250	0	0
725	Madagascar Tree Boa	12/01/04	250	0	0
726	Madagascar Tree Boa	12/01/04	250	0	0
729	Discovery Island items	12/31/04	14,732	0	0
734	WMD Discovery Center	12/01/05	4,075,409	81,508	0
735	childrens python	5/01/05	500	0	0
737	education van	7/31/05	11,722	0	0
738	bird	9/01/05	210	0	0
740	anestehsia machine	12/01/05	500	0	0
741	snake	12/01/05	700	0	0
743	Herp Renovation	1/01/06	40,528	2,026	0
744	Insect Zoo	1/01/06	55,434	2,772	0
746	Black Howler Exhibit	1/01/06	11,994	800	0
747	Macaw Exhibit	1/01/06	20,593	1,373	0
750	FF&E WMD	6/01/06	121,050	0	0
751	Concessions Repairs	6/01/06	28,576	1,190	0
753	Coqui Exhibit	9/01/06	3,491	233	0
754	Herp Repairs	9/01/06	8,338	556	0
755	Admin Roof	10/01/06	7,800	585	0
756	Aldabra Exhibit	12/01/06	4,181	278	0
757	Spider Monkey Exhibit	12/01/06	42,659	2,844	0
758	Birds	12/01/06	321	30	0
759	Zoolab	12/31/07	51,240	5,124	0
760	Splash Ground	1/01/07	475,000	47,500	0
761	Master Plan	12/01/07	200,000	20,000	0
762	Kangaroo Exhibit	1/01/07	37,917	3,792	0
763	Equipment	5/01/07	3,501	0	0
764	Equipment	6/01/07	2,034	0	0
766	Gazebo	9/01/07	5,944	594	0
767	Spec Events Deck	9/01/07	6,625	662	0
768	Gato Deck	9/01/07	28,495	2,850	0
769	Spiny Garden	9/01/07	4,818	482	0
770	Commissary Freezer	1/08/08	8,800	880	0
771	Admin Carpet	4/01/08	6,318	632	0
772	Scoterbugs	4/01/08	10,315	1,032	0
773	Concessions Repair	4/01/08	2,500	250	0
774	Concessions Equipment	5/01/08	3,712	0	0
775	Elephant Deck	6/01/08	10,955	1,095	0
776	WMD Repairs	6/01/08	16,952	1,695	0
777	Clouded Leopard Breeding	6/01/08	57,873	2,894	0
778	Black Footed Cat	6/01/08	4,874	244	0
779	Defibillators	8/01/08	3,998	0	0
780	Incubator	11/01/08	2,733	0	0
782	Train	12/12/08	621,000	31,050	0
784	Log Cabin	12/31/09	173,660	3,473	0
785	Master Plan	12/01/09	300,000	12,000	0
786	Shed	2/01/09	1,600	0	0
787	Awning	2/01/09	1,950	0	0
788	Recycle Containers	3/01/09	2,483	0	0
791	Concessions Equipment	4/01/09	698	0	0
792	Shed	4/01/09	2,000	0	0
793	POS system	6/01/09	26,722	0	0
794	Renovations	6/01/09	8,969	896	0
795	ZoomAir Bldgs	6/01/09	12,062	1,206	0
796	Concessions Renovations	6/01/09	21,956	1,098	0
797	Carousel Renovations	6/01/09	33,185	1,659	0
798	Changing Rooms	6/01/09	17,756	1,776	0

59-1357197

Future Depreciation Report**FYE: 12/31/16**

FYE: 12/31/2015

Form 990, Page 1

Asset	Description	Date In Service	Cost	Tax	AMT
799	Splashground	6/01/09	35,723	1,786	0
800	Front Entrance	6/01/09	131,032	5,241	0
802	Amphibian House	6/01/09	21,515	1,076	0
803	Hillside Sidewalk	6/01/09	11,593	580	0
804	WMD Shed	6/01/09	5,756	0	0
805	Lemur Exhibit	6/01/09	20,988	699	0
806	Toucan Exhibit	6/01/09	5,269	176	0
807	Air Conditioner	9/01/09	4,941	495	0
808	Recycle Containers	9/01/09	1,424	0	0
809	Fryer	11/01/09	5,995	0	0
810	Parking Lot	1/01/10	217,630	10,882	0
811	Ticket Booth	1/01/10	66,518	2,217	0
812	Barn Renovations	1/01/10	100,465	5,023	0
813	Air Conditioner	4/01/10	2,200	220	0
814	Bird Isolation	4/01/10	3,166	317	0
815	Fencing	4/01/10	13,168	1,317	0
816	Backhoe	4/01/10	26,780	3,826	0
817	Maint Stodge	4/01/10	8,500	1,214	0
818	Concessions Equipment	6/01/10	1,442	0	0
820	Bathroom Renovations	6/01/10	40,070	4,007	0
821	Butterfly Collection	9/01/10	5,000	0	0
822	Carpeting	9/01/10	4,000	0	0
823	Trucks	10/01/10	6,575	0	0
824	Master Plan	12/01/10	400,000	16,000	0
827	Awning	1/01/11	1,431	143	0
828	Electrical Upgrade	1/01/11	18,285	1,829	0
829	Fencing	1/01/11	10,477	1,047	0
830	2009 projects	1/01/11	21,752	0	0
831	2010 projects	1/01/11	15,587	0	0
832	Education Van	1/01/11	23,000	0	0
834	Charging Station	4/01/11	5,510	551	0
835	Camel Exhibit	6/01/11	12,000	1,200	0
836	Cistern Project	6/01/11	5,222	435	0
837	Kaboom project	6/01/11	9,642	804	0
838	2011 projects	12/01/11	50,865	9,325	0
840	Dell Server	9/01/11	13,397	0	0
842	Toro workman vehicle	11/01/11	20,307	0	0
843	Keller Outdoor	1/01/12	7,100	355	0
844	Ice Maker	1/01/12	1,199	0	0
845	Train Engine	1/01/12	1,950	195	0
846	Washer and Dryer	1/01/12	1,120	112	0
847	Butterfly garden renovations	3/01/12	44,355	4,435	0
848	barrons racer	4/01/12	358	36	0
850	Donor Perfect Software	6/01/12	25,979	0	0
852	Restaurant equipment	6/01/12	7,500	750	0
854	Commissary Freezers	6/01/12	1,950	195	0
855	Reptile quarantine	6/01/12	32,605	3,260	0
856	Otter Isolation	6/01/12	2,932	294	0
857	McCarty Projects	6/01/12	20,600	4,120	0
858	Electrical Upgrades	6/01/12	11,806	2,361	0
859	WMD AC Unit	7/01/12	3,500	350	0
860	WMD AC Unit Protech	7/01/12	12,345	1,234	0
861	Otter Exhibit	9/01/12	255,157	12,758	0
862	Otter Canopy	9/01/12	13,592	1,359	0
863	Otter Landscaping	9/01/12	1,141	228	0
864	Otter Cameras	9/01/12	743	0	0
865	Llama	9/01/12	2,200	220	0
866	Master Plan	12/01/12	300,000	12,000	0
867	Train grant	1/01/13	5,039	1,008	0
868	Camel exhibit	1/01/13	6,227	623	0
869	Computers	6/01/13	7,374	1,025	0
870	Commissary Equipment	6/01/13	1,712	342	0
871	Concessions stand	6/01/13	8,820	1,764	0
872	Boardwalk	6/01/13	2,407	240	0
873	Fire Inspection	6/01/13	5,779	1,155	0
874	Rhino exhibit	6/01/13	242,300	12,115	0
875	Otter exhibit	6/01/13	23,357	1,168	0
876	Spider Monkey exhibit	6/01/13	9,842	985	0
877	Caracal exhibit	6/01/13	5,059	506	0
878	Clouded Leopard exhibit	6/01/13	2,796	280	0
879	Fossa exhibit	6/01/13	1,226	122	0

59-1357197

Future Depreciation Report**FYE: 12/31/16**

FYE: 12/31/2015

Form 990, Page 1

Asset	Description	Date In Service	Cost	Tax	AMT
880	Bug zoo enclosures	6/01/13	2,063	206	0
881	Warthog exhibit	6/01/13	23,993	2,399	0
882	Zebu exhibit	6/01/13	7,403	741	0
883	Educ van	6/01/13	27,046	5,409	0
884	Computers	6/01/13	4,240	589	0
885	Tractor	6/01/13	5,550	1,110	0
886	zims program	6/01/13	15,000	3,000	0
887	pygmy goats	6/01/13	225	45	0
888	servals	6/01/13	7,465	747	0
889	Boa	6/01/13	800	80	0
890	Computers	9/01/13	1,642	365	0
891	Displays	9/01/13	2,261	453	0
892	Scales	9/01/13	2,226	445	0
893	PA system	9/01/13	1,100	220	0
894	Animal Showcase	9/01/13	7,718	386	0
895	Cheetah exhibit	9/01/13	15,665	783	0
896	Truck	9/01/13	10,000	2,000	0
897	Overflow Parking	12/01/13	46,259	4,626	0
898	Master Plan	12/01/13	300,000	12,000	0
899	Camel Rides	12/01/13	6,802	680	0
900	Herp exhibit	1/01/14	8,413	841	0
901	Alpaca	1/01/14	1,800	180	0
902	Cat compact skid loader	1/01/14	0	0	0
903	concessions tables	1/01/14	5,000	1,000	0
904	Ovations Equip	1/01/14	235,252	47,051	0
905	Concessions roof	2/01/14	2,350	235	0
906	Herp Roof	2/01/14	16,109	1,611	0
907	Giraffe Exhibit	3/01/14	170,164	17,016	0
908	Giraffes	3/01/14	18,500	1,850	0
909	Invert Boxes	3/01/14	2,063	412	0
910	dwarf goats	4/01/14	360	36	0
911	FGW Fencing	6/01/14	52,535	5,254	0
912	Splashground Upgrades	6/01/14	9,051	905	0
913	OCIC assets	6/01/14	4,046	809	0
914	Picnic tables	6/01/14	2,087	418	0
915	2 fishtanks	6/01/14	12,000	2,400	0
916	WMD elec upgrades	7/01/14	8,544	855	0
917	Goat Barn	7/01/14	1,099	220	0
918	Solar Panel Pad	8/01/14	3,877	388	0
919	WMD SOLAR PANELS	8/01/14	80,000	8,000	0
920	Animal Showcase	8/01/14	12,320	1,232	0
921	Jaquarundi	8/01/14	2,167	217	0
922	Billboard	10/01/14	4,800	960	0
923	New pig exhibit	10/01/14	2,005	401	0
924	Brighthouse van	10/01/14	4,500	1,500	0
925	kawasaki atv	10/01/14	4,000	800	0
926	Carousel shade	11/01/14	6,005	1,201	0
927	new warthog exhibit	11/01/14	2,867	574	0
928	Educ van wrap	11/01/14	3,200	1,067	0
929	Master Plan	12/01/14	294,985	11,799	0
930	Herp AC	12/01/14	14,402	1,440	0
931	OCIC CEF grant	12/01/14	34,786	3,479	0
932	Digital Media	12/01/14	15,000	3,000	0
933	CIP - Tigers	12/31/14	132,176	0	0
934	Loan Fees	12/31/15	9,755	1,084	0
935	8 Computers and Server- Admin	12/31/15	7,628	2,543	0
936	4 computers- Admin.	12/31/15	2,629	876	0
937	Childrens Garden Exhibit	12/31/15	27,381	2,738	0
938	Splash Ground Upgrade I	12/31/15	11,688	1,169	0
939	Splash Ground Upgrade II	12/31/15	46,830	4,683	0
940	Various Exhibit Upgrades	12/31/15	27,654	2,765	0
941	Giraffe Upgrade	12/31/15	5,494	549	0
942	Boardwalk	12/31/15	184,399	9,220	0
943	Fencing	12/31/15	19,384	1,938	0
944	Sidewalks	12/31/15	50,121	2,506	0
945	Commissary Bldg. upgrades	12/31/15	31,442	2,096	0
946	Electrical upgrades	12/31/15	18,648	1,243	0
947	Herpetarium Upgrades	12/31/15	7,417	742	0
948	Rhino Concession Upgrades	12/31/15	6,639	664	0
949	Vet Clinic Upgrades	12/31/15	14,275	1,427	0
950	Education Boards	12/31/15	4,412	1,471	0

Asset	Description	Date In Service	Cost	Tax	AMT
951	Garbage/Recycling Containers	12/31/15	40,657	4,066	0
952	Toro Lawn Mower	12/31/15	10,524	2,105	0
953	CIP - Safari Park	12/31/14	17,841	0	0
954	CIP - Other Projects	12/31/14	110,610	0	0
955	CIP - Other Proj BEAR Borrelli	12/31/15	153,113	0	0
956	CIP - VAR Proj Rhino	12/31/15	125,993	0	0
957	CIP - Other	12/31/15	8,341	0	0
958	COMMISSARY EQUIP	12/31/15	6,611	1,322	0
	Total Other Depreciation		<u>13,304,682</u>	<u>596,407</u>	<u>0</u>
	Total ACRS and Other Depreciation		<u>13,304,682</u>	<u>596,407</u>	<u>0</u>
	Grand Totals		<u>13,304,682</u>	<u>596,407</u>	<u>0</u>

Form 990	Two Year Comparison Report	2014 & 2015
For calendar year 2015, or tax year beginning _____, ending _____		

Name

Taxpayer Identification Number

CENTRAL FLORIDA ZOOLOGICAL SOCIETY, INC.

59-1357197

		2014	2015	Differences
R e v e n u e	1. Contributions, gifts, grants	1. 352,249	554,882	202,633
	2. Membership dues and assessments	2. 524,412	554,355	29,943
	3. Government contributions and grants	3. 259,005	467,396	208,391
	4. Program service revenue	4. 2,721,608	2,841,203	119,595
	5. Investment income	5. 562	682	120
	6. Proceeds from tax exempt bonds	6.		
	7. Net gain or (loss) from sale of assets other than inventory	7.		
	8. Net income or (loss) from fundraising events	8. 128,215	123,652	-4,563
	9. Net income or (loss) from gaming	9.		
	10. Net gain or (loss) on sales of inventory	10. 255,315	258,652	3,337
	11. Other revenue	11. -16,532	32,429	48,961
	12. Total revenue. Add lines 1 through 11	12. 4,224,834	4,833,251	608,417
E x p e n s e s	13. Grants and similar amounts paid	13.		
	14. Benefits paid to or for members	14.		
	15. Compensation of officers, directors, trustees, etc.	15.	97,308	97,308
	16. Salaries, other compensation, and employee benefits	16. 2,332,818	2,327,535	-5,283
	17. Professional fundraising fees	17.		
	18. Other professional fees	18. 81,820	53,422	-28,398
	19. Occupancy, rent, utilities, and maintenance	19. 147,707	145,159	-2,548
	20. Depreciation and Depletion	20. 554,922	622,374	67,452
	21. Other expenses	21. 1,356,178	1,484,014	127,836
	22. Total expenses. Add lines 13 through 21	22. 4,473,445	4,729,812	256,367
	23. Excess or (Deficit). Subtract line 22 from line 12	23. -248,611	103,439	352,050
O t h e r I n f o r m a t i o n	24. Total exempt revenue	24. 4,224,834	4,833,251	608,417
	25. Total unrelated revenue	25. -16,532		16,532
	26. Total excludable revenue	26. 3,105,700	3,132,966	27,266
	27. Total assets	27. 9,191,751	9,678,740	486,989
	28. Total liabilities	28. 1,026,899	1,410,449	383,550
	29. Retained earnings	29. 8,164,852	8,268,291	103,439
	30. Number of voting members of governing body	30. 25	23	
	31. Number of independent voting members of governing body	31. 25	23	
	32. Number of employees	32. 123	137	
	33. Number of volunteers	33. 200	211	

Form **990T**

Two Year Comparison Report

2014 & 2015

For calendar year 2015, or tax year beginning _____, ending _____

Name

Taxpayer Identification Number

CENTRAL FLORIDA ZOOLOGICAL SOCIETY, INC.

59-1357197

		2014	2015	Differences
Revenue	1. Gross profit/loss on business activities	1.		
	2. Capital gains/losses	2.		
	3. Income/loss from partnerships and S corporations	3.		
	4. Rental income (net of expense)	4.	-16,532	16,532
	5. Unrelated debt-financed income (net of expense)	5.		
	6. Interest, and other income from controlled organizations (net of expense)	6.		
	7. Investment income of specific organizations (net of expense)	7.		
	8. Exploited exempt activity income (net of expense)	8.		
	9. Advertising income (net of expense)	9.		
	10. Other income	10.		
	11. Total trade or business income. Combine lines 1 through 10	11.	-16,532	16,532
Expenses	12. Compensation of officers, directors, and trustees	12.		
	13. Other salaries and wages	13.		
	14. Repairs and maintenance	14.		
	15. Bad debts	15.		
	16. Interest	16.		
	17. Taxes and licenses	17.		
	18. Charitable contributions	18.		
	19. Depreciation and Depletion	19.		
	20. Contributions to deferred compensation plans	20.		
	21. Employee benefit programs	21.		
	22. Other deductions	22.		
	23. Total deductions. Add lines 12 through 22	23.		
	24. Taxable income before NOL. Subtract line 23 from 11	24.	-16,532	16,532
	25. Net operating loss deduction	25.		
	26. Specific deduction	26.		
	27. Unrelated business taxable income.	27.	-16,532	16,532
	Tax & Credits	28. Income tax (corporate or trust)	28.	
29. Proxy tax		29.		
30. Alternative minimum tax		30.		
31. Total taxes		31.		
32. Other credits		32.		
33. General business credit		33.		
34. Credit for prior year minimum tax		34.		
35. Total credits		35.		
36. Net tax after credits		36.		
37. Recapture taxes		37.		
38. Total Taxes	38.			
Due/Refund	39. Prior year overpayment and estimated tax payments	39.		
	40. Payment made with extension	40.		
	41. Backup withholding and foreign withholding	41.		
	42. Other payments	42.		
	43. Total payments	43.		
	44. Balance due/(Overpayment)	44.		
	45. Overpayment applied to next year	45.		
	46. Penalties	46.		
	47. Total due/(Refund)	47.		

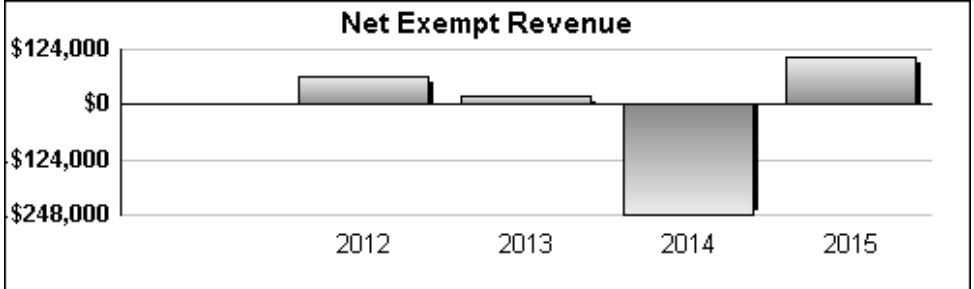
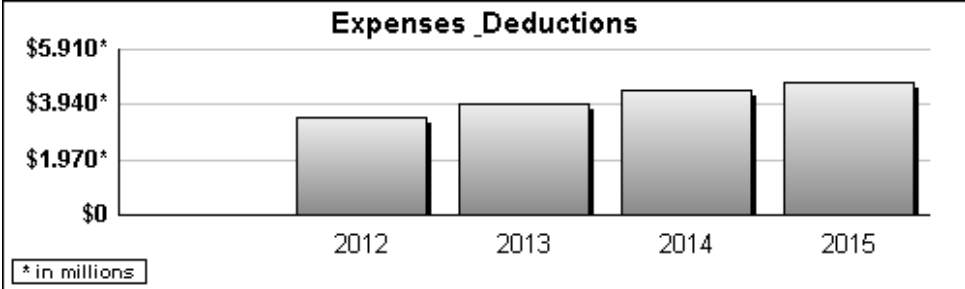
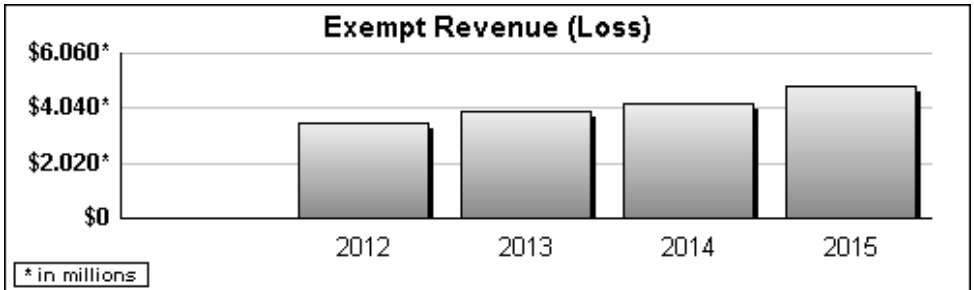
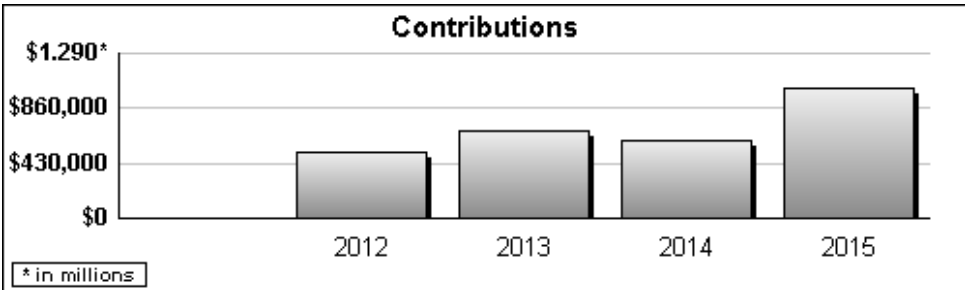
Form 990	Tax Return History	2015
Name CENTRAL FLORIDA ZOOLOGICAL SOCIETY, INC.		Employer Identification Number 59-1357197

	2011	2012	2013	2014	2015	2016
Contributions, gifts, grants		514,737	677,919	611,254	1,022,278	
Membership dues		383,177	451,155	524,412	554,355	
Program service revenue		2,227,821	2,528,437	2,721,608	2,841,203	
Capital gain or loss						
Investment income		1,000	921	562	682	
Fundraising revenue (income/loss)		120,983	71,548	128,215	123,652	
Gaming revenue (income/loss)						
Other revenue		264,684	213,989	238,783	291,081	
Total revenue		3,512,402	3,943,969	4,224,834	4,833,251	
Grants and similar amounts paid						
Benefits paid to or for members						
Compensation of officers, etc.		107,749	128,350		97,308	
Other compensation		1,850,977	1,929,433	2,332,818	2,327,535	
Professional fees			66,147	81,820	53,422	
Occupancy costs		101,728	114,221	147,707	145,159	
Depreciation and depletion		392,876	445,304	554,922	622,374	
Other expenses		998,249	1,245,056	1,356,178	1,484,014	
Total expenses		3,451,579	3,928,511	4,473,445	4,729,812	
Excess or (Deficit)		60,823	15,458	-248,611	103,439	
Total exempt revenue		3,512,402	3,943,969	4,224,834	4,833,251	
Total unrelated revenue		-17,733	-25,038	-16,532		
Total excludable revenue		3,530,135	2,839,933	3,105,700	3,132,966	
Total Assets		8,814,679	9,157,168	9,191,751	9,678,740	
Total Liabilities		416,674	743,705	1,026,899	1,410,449	
Net Fund Balances		8,398,005	8,413,463	8,164,852	8,268,291	

Form **990T** **Tax Return History** **2015**

Name **CENTRAL FLORIDA ZOOLOGICAL SOCIETY, INC.** Employer Identification Number **59-1357197**

	2011	2012	2013	2014	2015	2016
Business activity profit/loss						
Capital gains/losses						
Partner and S Corp gain/loss						
Rental income*		-17,733	-25,038	-16,532		
Debt-financed income*						
Controlled organizations income/interest*						
Investment income, specific organizations*						
Exploited exempt activity income*						
Other income						
Total trade or business income.		-17,733	-25,038	-16,532		
Compensation of officers, ect.						
Other salaries and wages						
Repairs and maintenance						
Bad debts						
Interest						
Taxes and licenses						
Charitable contributions						
Depreciation and Depletion						
Deferred compensation plans						
Employee benefit programs						



Form 990T	Tax Return History	2015
------------------	---------------------------	-------------

Name CENTRAL FLORIDA ZOOLOGICAL SOCIETY, INC.	Employer Identification Number 59-1357197
--	---

	2011	2012	2013	2014	2015	2016
Other deductions						
Net operating loss deduction						
Specific deduction						
Income after expense and deductions		-17,733	-25,038	-16,532		
Income tax (corporate or trust)						
Other taxes						
Total taxes						
General business credit						
Other credits						
Net tax after credits						
Estimated tax payments						
Other payments						
Balance due/Overpayment						

* Income shown net of expenses

